



Application

Roof exhaust fans with vertical ejection, they are intended for building ventilation systems with low air pollution.

Intended for continuous operation.

They are used, among others

in exhaust installations:




- from residential buildings, supermarkets,
- industrial halls, workshops, warehouses, toilets,
- garages, parking lots, farm buildings and others.

Construction

- rotor with backward curved blades, made of plastic or galvanized steel sheet (depending on the model),
- base made of aluminum sheet,
- housing made of aluminum sheet,
- adapted to work in a vertical position,
- installation on flat roofs,
- operating temperature from -40°C to +80°C, depending on the model.

Motor

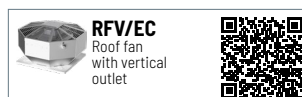
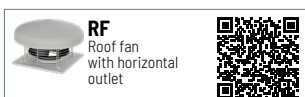
- asynchronous, single-phase, 230V, 50Hz, external rotor induction motor,
- asynchronous, three-phase, 400V, 50Hz, external rotor induction motor,
- adapted to smooth regulation rotational speed,
- thermal protection against overload,
- insulation class B (models from RFV / x125 to RFV / x250, without RFV / 2-160S / H),
- insulation class F (models RFV / 2-160S / H and from RFV / x-315 to RFV / x-630),
- degree of protection IP44 (models from RFV / x125 to RFV / x250 without RFV / 2-160S / H),
- degree of protection IP54 (models RFV / 2-160S / H and from RFV / x-315 to RFV / x-630).



Protective mesh

Cable gland

RELATED PRODUCTS





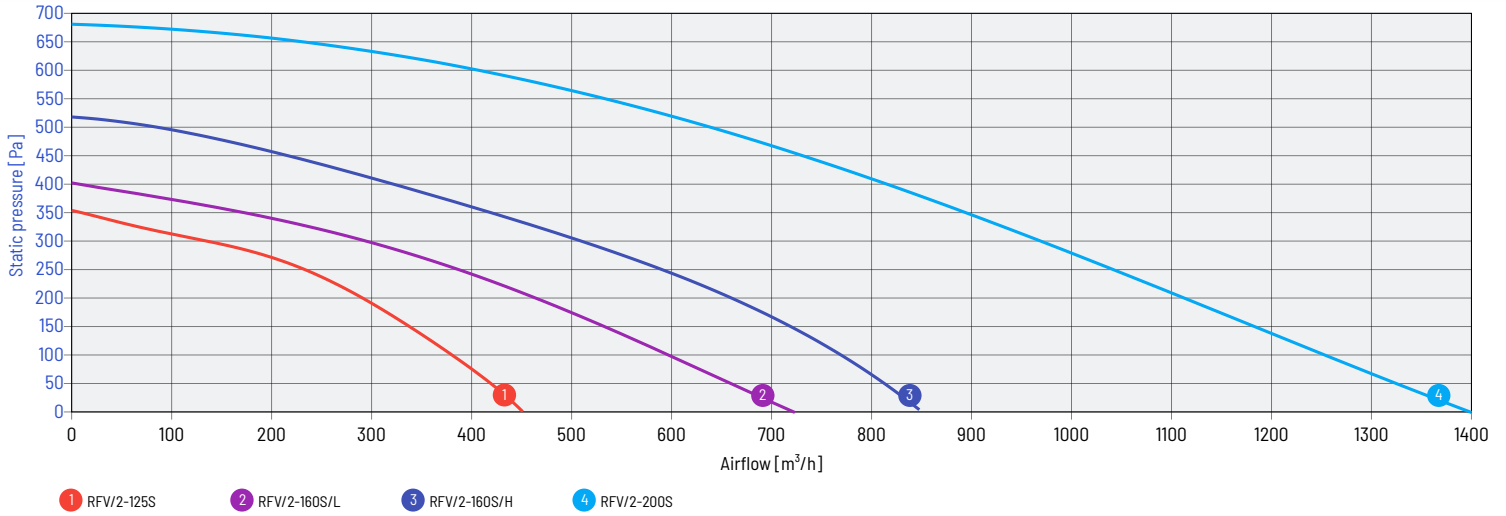
NOMINAL DATA

type	airflow max	pressure max	speed	voltage rated	current max absorbed**	power max absorbed	sound pressure level*	temp. operating min / max	weight	article number
RFV/2-125S	450 m ³ /h	354 Pa	2 640 rpm	1-230 V	0,35 A	75 W	60 dB(A)	-40 / 70 °C	3,5 kg	43528210
RFV/4-125S	250 m ³ /h	90 Pa	1 430 rpm	1-230 V	0,16 A	34 W	49 dB(A)	-40 / 60 °C	3,5 kg	43528215
RFV/2-160S/L	720 m ³ /h	400 Pa	2 700 rpm	1-230 V	0,43 A	85 W	64 dB(A)	-40 / 65 °C	4,0 kg	43528230
RFV/2-160S/H	850 m ³ /h	520 Pa	2 500 rpm	1-230 V	0,52 A	120 W	66 dB(A)	-40 / 60 °C	4,4 kg	43528232
RFV/4-160S	460 m ³ /h	142 Pa	1 430 rpm	1-230 V	0,21 A	40 W	52 dB(A)	-40 / 60 °C	4,0 kg	43528235
RFV/2-200S	1 400 m ³ /h	680 Pa	2 750 rpm	1-230 V	1,3 A	303 W	70 dB(A)	-40 / 65 °C	6,5 kg	43528245
RFV/4-200S	1 000 m ³ /h	190 Pa	1 400 rpm	1-230 V	0,4 A	90 W	56 dB(A)	-40 / 55 °C	6,0 kg	43528250
RFV/4-250S	1 450 m ³ /h	188 Pa	1 310 rpm	1-230 V	0,66 A	150 W	58 dB(A)	-40 / 65 °C	8,0 kg	43528260
RFV/4-250T	1 400 m ³ /h	288 Pa	1 400 rpm	3-400 V	0,28 A	100 W	61 dB(A)	-40 / 60 °C	8,5 kg	43528280
RFV/6-250S	850 m ³ /h	115 Pa	965 rpm	1-230 V	0,18 A	37 W	53 dB(A)	-40 / 60 °C	8,0 kg	43528265
RFV/4-315S	2 200 m ³ /h	250 Pa	1 390 rpm	1-230 V	1,63 A	270 W	60 dB(A)	-40 / 60 °C	10,0 kg	43528270
RFV/4-315T	3 000 m ³ /h	320 Pa	1 340 rpm	3-400 V	0,68 A	240 W	61 dB(A)	-40 / 60 °C	11,0 kg	43528290
RFV/6-315S	1 450 m ³ /h	145 Pa	950 rpm	1-230 V	0,33 A	70 W	54 dB(A)	-40 / 60 °C	10,0 kg	43528275
RFV/4-355S	3 500 m ³ /h	415 Pa	1 398 rpm	1-230 V	2,3 A	540 W	68 dB(A)	-40 / 60 °C	21,0 kg	43528300
RFV/4-355T Δ	3 500 m ³ /h	418 Pa	1 352 rpm	3-400 V	1,0 A	440 W	67 dB(A)	-40 / 60 °C	21,0 kg	43528305
RFV/4-355T Y	3 050 m ³ /h	310 Pa	1 106 rpm	3-400 V	0,54 A	310 W	67 dB(A)	-40 / 60 °C	21,0 kg	43528305
RFV/6-355T Δ	2 300 m ³ /h	185 Pa	962 rpm	3-400 V	0,47 A	180 W	60 dB(A)	-40 / 70 °C	20,0 kg	43528315
RFV/6-355T Y	2 050 m ³ /h	145 Pa	807 rpm	3-400 V	0,2 A	110 W	56 dB(A)	-40 / 70 °C	20,0 kg	43528315
RFV/4-400S	4 800 m ³ /h	350 Pa	1 270 rpm	1-230 V	2,6 A	580 W	72 dB(A)	-40 / 60 °C	24,0 kg	43528320
RFV/4-400T Δ	4 800 m ³ /h	470 Pa	1 408 rpm	3-400 V	1,3 A	640 W	71 dB(A)	-40 / 70 °C	23,0 kg	43528325
RFV/4-400T Y	4 150 m ³ /h	390 Pa	1 140 rpm	3-400 V	0,8 A	460 W	68 dB(A)	-40 / 70 °C	23,0 kg	43528325
RFV/6-400S	2 650 m ³ /h	186 Pa	931 rpm	1-230 V	0,7 A	180 W	62 dB(A)	-40 / 70 °C	23,0 kg	43528330
RFV/6-400T Δ	3 680 m ³ /h	260 Pa	952 rpm	3-400 V	0,59 A	270 W	61 dB(A)	-40 / 70 °C	22,0 kg	43528335
RFV/6-400T Y	3 050 m ³ /h	170 Pa	690 rpm	3-400 V	0,3 A	165 W	61 dB(A)	-40 / 70 °C	22,0 kg	43528335
RFV/4-450S	7 470 m ³ /h	680 Pa	1 390 rpm	1-230 V	5,3 A	1 270 W	72 dB(A)	-40 / 60 °C	37,0 kg	43528340
RFV/4-450T/L Δ	6 580 m ³ /h	605 Pa	1 388 rpm	3-400 V	2,0 A	1 020 W	75 dB(A)	-40 / 70 °C	34,0 kg	43528345
RFV/4-450T/L Y	5 570 m ³ /h	490 Pa	982 rpm	3-400 V	1,2 A	700 W	71 dB(A)	-40 / 70 °C	34,0 kg	43528345
RFV/4-450T/H	7 200 m ³ /h	430 Pa	1 370 rpm	3-400 V	3,4 A	1 000 W	75 dB(A)	-40 / 60 °C	31,0 kg	43528350
RFV/6-450T Δ	4 500 m ³ /h	270 Pa	912 rpm	3-400 V	0,8 A	410 W	63 dB(A)	-40 / 80 °C	27,0 kg	43528355
RFV/6-450T Y	3 450 m ³ /h	185 Pa	660 rpm	3-400 V	0,4 A	225 W	58 dB(A)	-40 / 80 °C	27,0 kg	43528355
RFV/4-500T/L	7 600 m ³ /h	680 Pa	1 360 rpm	3-400 V	2,8 A	1 250 W	73 dB(A)	-40 / 60 °C	46,0 kg	43528370
RFV/6-500S/L	5 700 m ³ /h	325 Pa	925 rpm	1-230 V	2,2 A	490 W	67 dB(A)	-40 / 60 °C	39,0 kg	43528372
RFV/6-500S/H	6 500 m ³ /h	220 Pa	900 rpm	1-230 V	2,5 A	540 W	65 dB(A)	-40 / 60 °C	43,0 kg	43528373
RFV/6-500T	5 050 m ³ /h	285 Pa	920 rpm	3-400 V	0,8 A	390 W	64 dB(A)	-40 / 60 °C	39,0 kg	43528375
RFV/4-560T/L Δ	12 200 m ³ /h	880 Pa	1 364 rpm	3-400 V	4,9 A	2 770 W	74 dB(A)	-40 / 40 °C	58,0 kg	43528380
RFV/4-560T/L Y	8 500 m ³ /h	720 Pa	975 rpm	3-400 V	2,74 A	1 540 W	65 dB(A)	-40 / 40 °C	58,0 kg	43528380
RFV/4-560T/H	13 000 m ³ /h	640 Pa	1 333 rpm	3-400 V	4,6 A	2 513 W	74 dB(A)	-40 / 45 °C	55,0 kg	43528381
RFV/6-560S	8 800 m ³ /h	285 Pa	890 rpm	1-230 V	4,2 A	840 W	66 dB(A)	-40 / 60 °C	51,0 kg	43528382
RFV/6-560T Δ	8 800 m ³ /h	400 Pa	966 rpm	3-400 V	1,9 A	910 W	68 dB(A)	-40 / 70 °C	51,0 kg	43528385
RFV/6-560T Y	7 500 m ³ /h	370 Pa	743 rpm	3-400 V	1,0 A	570 W	62 dB(A)	-40 / 70 °C	51,0 kg	43528385
RFV/4-630T	18 000 m ³ /h	770 Pa	1 270 rpm	3-400 V	6,6 A	3 900 W	70 dB(A)	-15 / 55 °C	71,0 kg	43528395

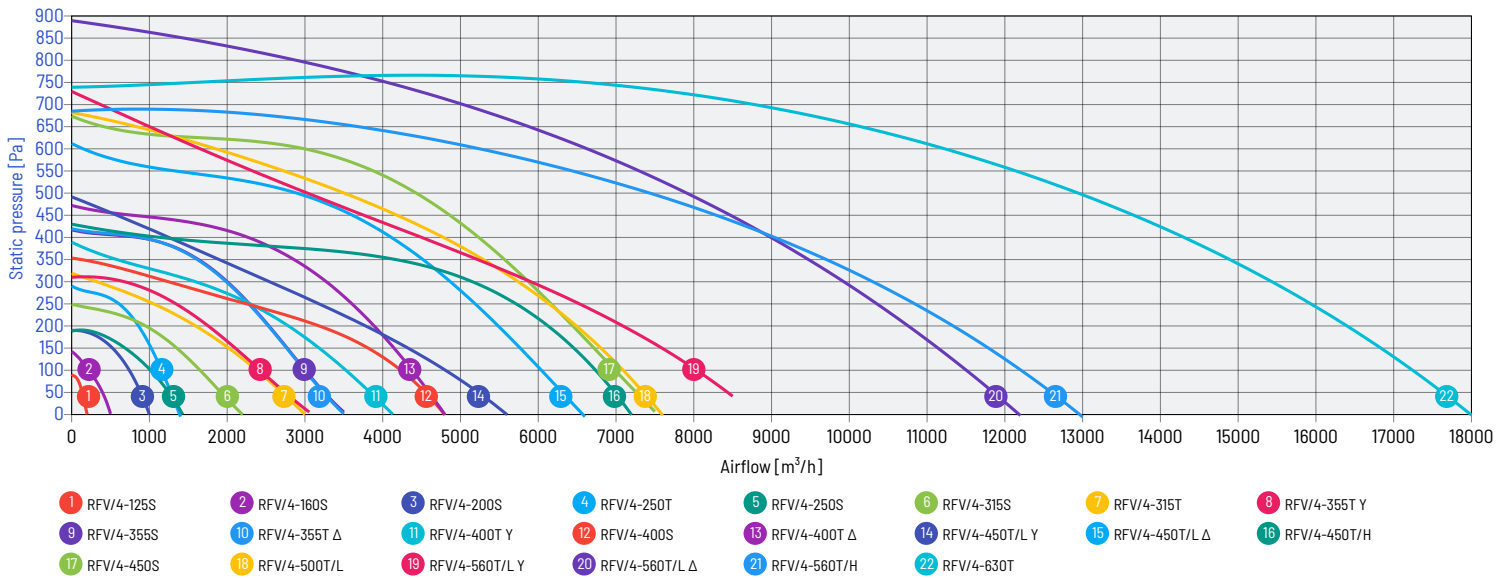
* Measurement made at a distance of 1.5m from the outlet, for Q = 2/3 * Qmax
 ** value of the rated current may vary depending on the manufacturer of the electric motor used.



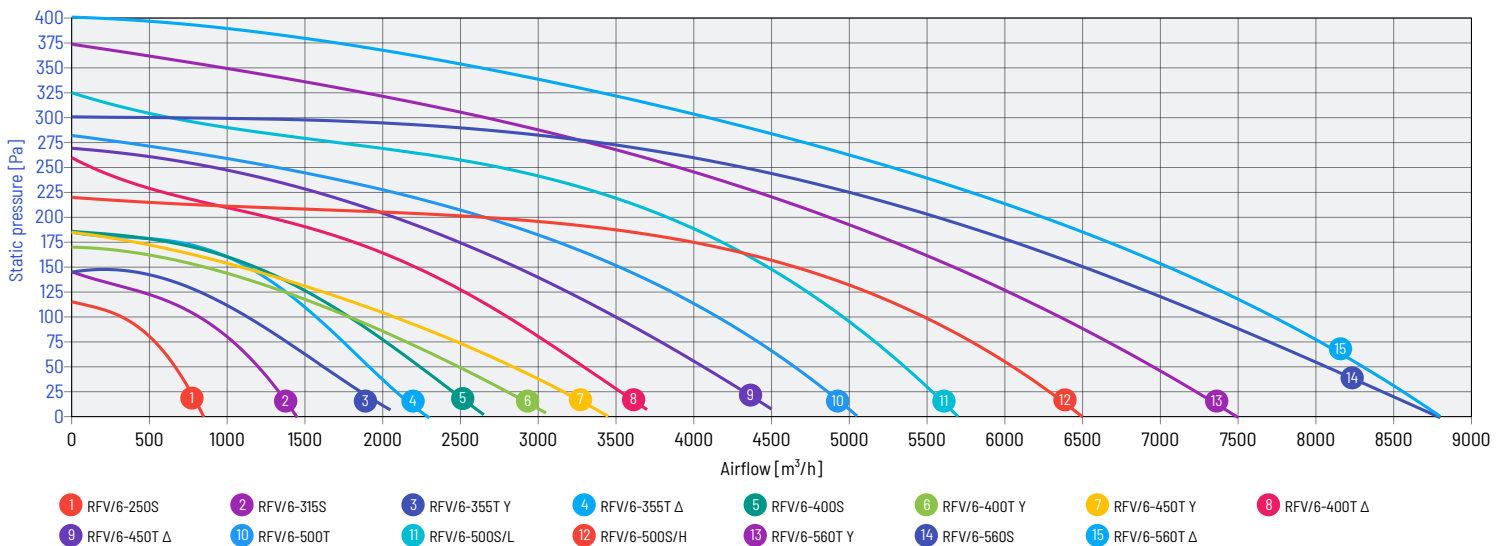
PERFORMANCE CHARACTERISTICS OF THE FANS - 2-POLE MOTORS



PERFORMANCE CHARACTERISTICS OF THE FANS - 4-POLE MOTORS

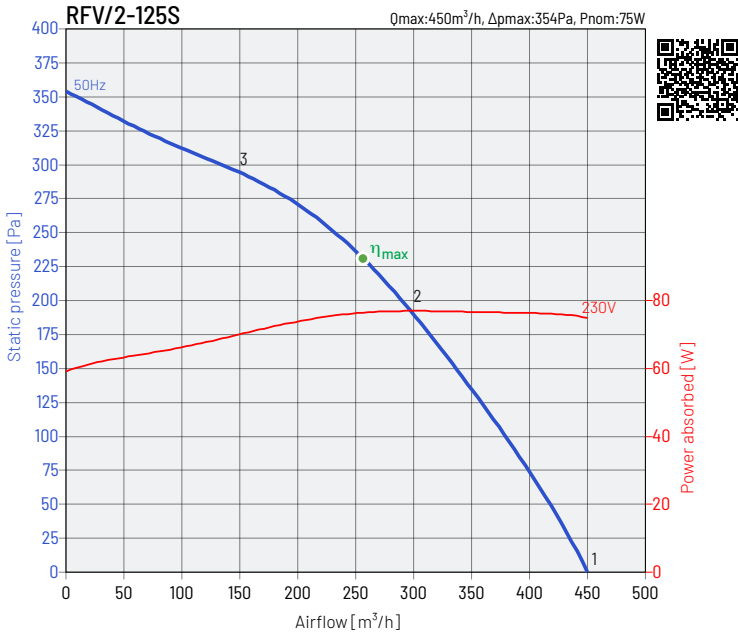


PERFORMANCE CHARACTERISTICS OF THE FANS - 6-POLE MOTORS

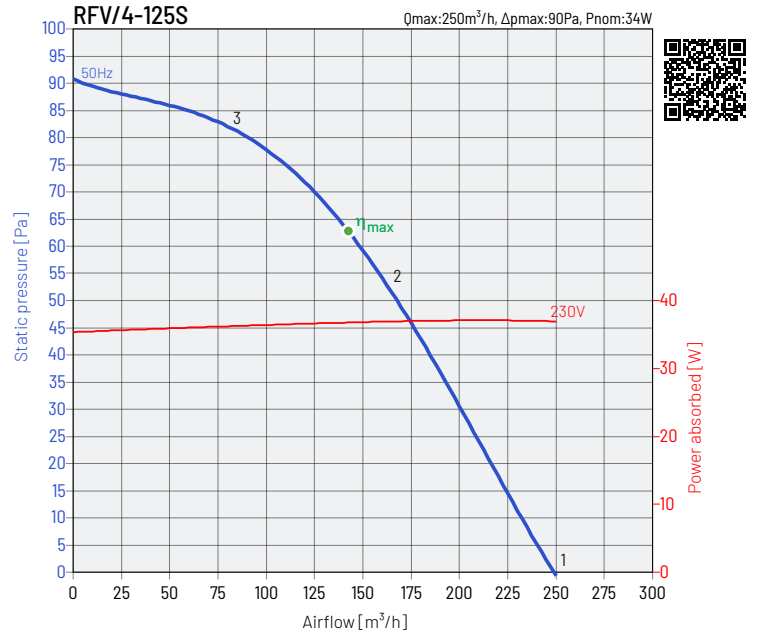




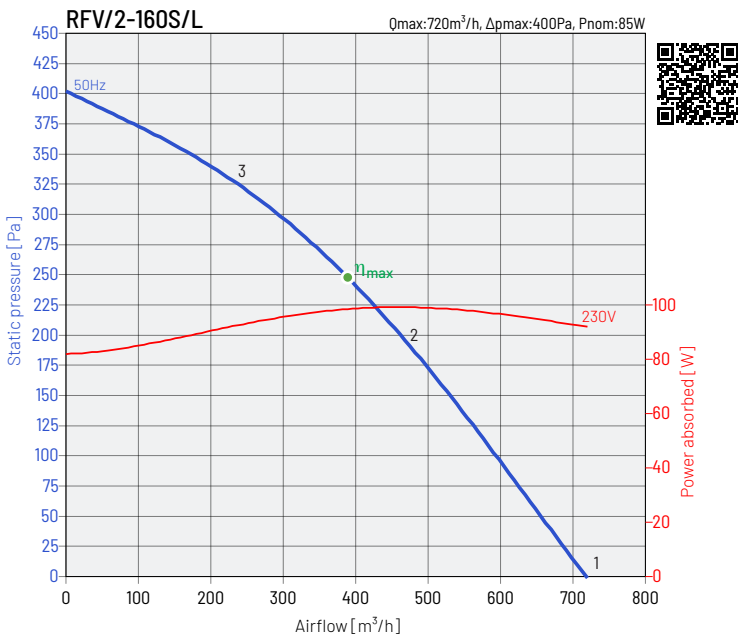
PERFORMANCE CHARACTERISTICS OF THE FANS



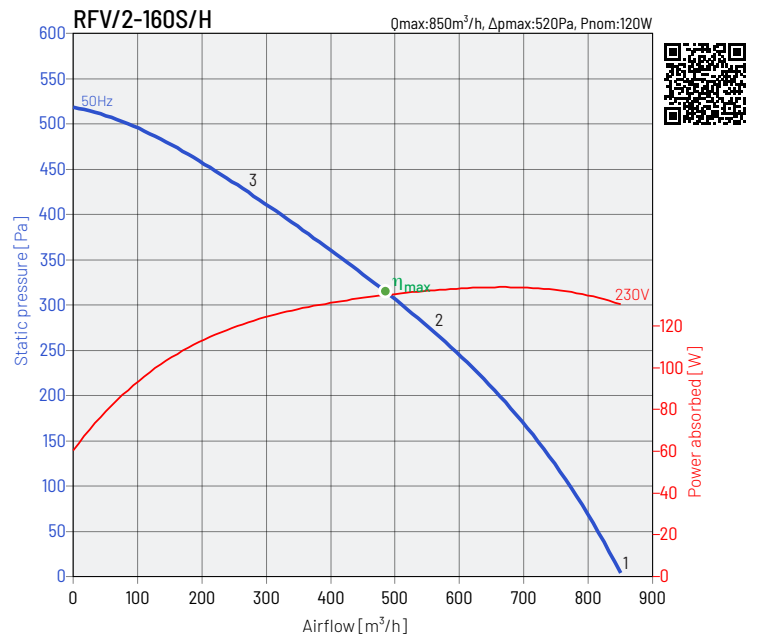
working point		63 Hz	125 Hz	250 Hz	500 Hz	1000 Hz	2000 Hz	4000 Hz	8000 Hz	L_{WA}
1	inlet	45	51	62	66	68	64	69	61	74
	outlet	39	43	53	61	64	67	65	51	71
2	inlet	42	47	61	64	67	66	54	39	71
	outlet	37	39	52	58	60	62	58	45	66
3	inlet	38	44	58	61	63	59	61	49	68
	outlet	36	39	55	63	61	60	57	43	67



working point		63 Hz	125 Hz	250 Hz	500 Hz	1000 Hz	2000 Hz	4000 Hz	8000 Hz	L_{WA}
1	inlet	32	40	51	53	54	55	46	33	60
	outlet	28	32	40	45	47	51	39	25	54
2	inlet	31	39	50	52	54	55	45	32	59
	outlet	27	30	39	42	45	42	34	19	49
3	inlet	28	37	49	51	53	53	41	28	58
	outlet	28	33	41	42	45	41	34	17	49



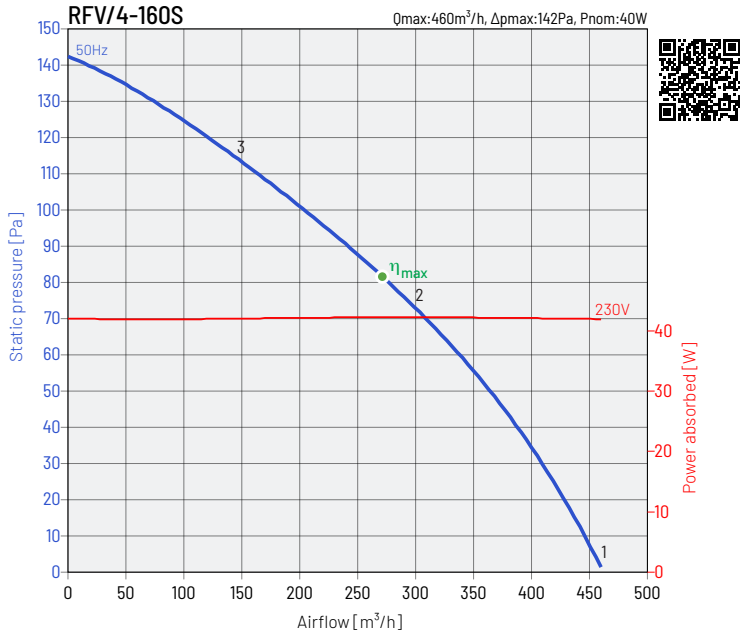
working point		63 Hz	125 Hz	250 Hz	500 Hz	1000 Hz	2000 Hz	4000 Hz	8000 Hz	L_{WA}
1	inlet	48	50	63	67	70	65	69	48	75
	outlet	35	48	57	66	68	69	65	56	73
2	inlet	44	48	62	65	68	64	62	47	72
	outlet	35	47	56	62	64	64	56	49	69
3	inlet	40	45	61	63	64	62	60	51	69
	outlet	33	51	59	61	63	64	61	45	69



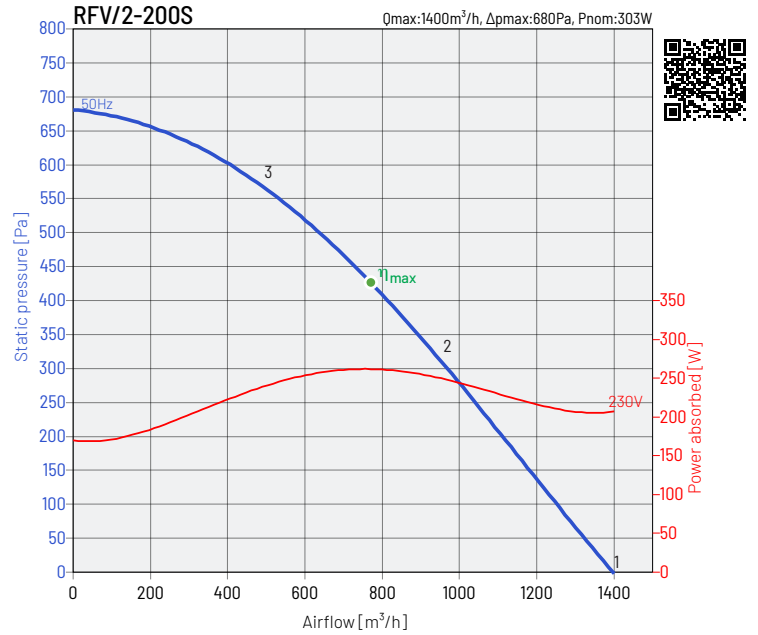
working point		63 Hz	125 Hz	250 Hz	500 Hz	1000 Hz	2000 Hz	4000 Hz	8000 Hz	L_{WA}
1	inlet	50	52	64	69	72	67	68	50	76
	outlet	34	43	59	60	65	66	65	55	71
2	inlet	48	49	63	68	69	66	63	49	74
	outlet	35	41	57	56	60	60	56	49	65
3	inlet	46	47	61	64	65	64	59	47	70
	outlet	32	51	56	58	61	60	56	45	66



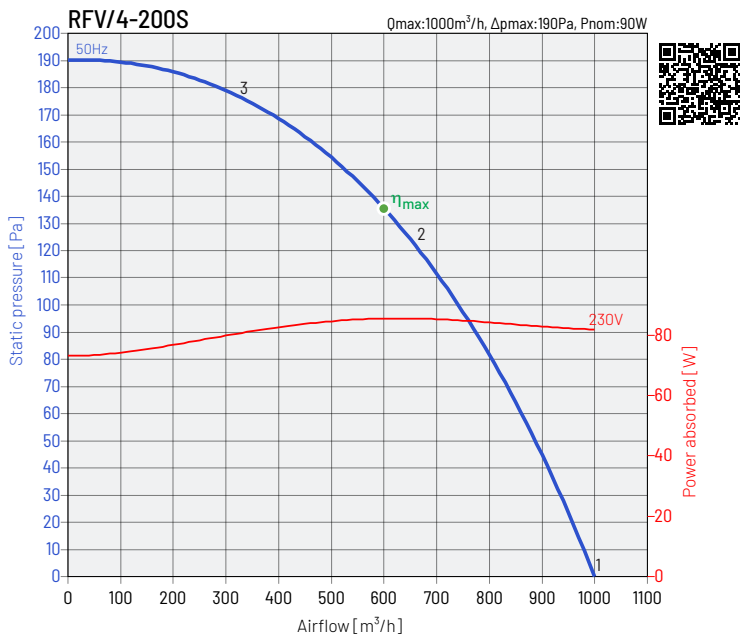
PERFORMANCE CHARACTERISTICS OF THE FANS



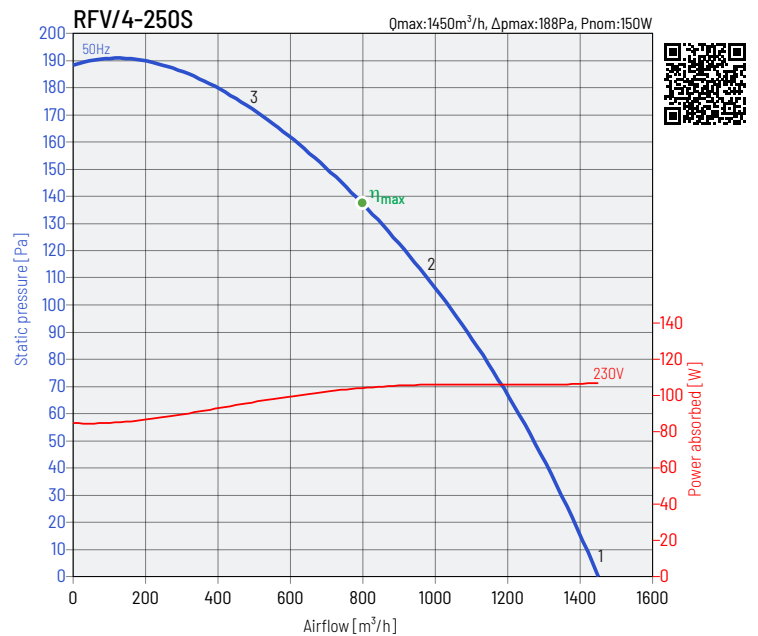
working point		63 Hz	125 Hz	250 Hz	500 Hz	1000 Hz	2000 Hz	4000 Hz	8000 Hz	L_{WA}
1	inlet	31	47	47	51	57	55	60	37	63
	outlet	28	33	47	53	59	60	58	46	64
2	inlet	31	46	46	46	54	49	50	32	57
	outlet	27	30	45	51	55	57	55	42	61
3	inlet	37	47	49	48	50	46	39	28	55
	outlet	26	32	43	49	54	55	52	37	59



working point		63 Hz	125 Hz	250 Hz	500 Hz	1000 Hz	2000 Hz	4000 Hz	8000 Hz	L_{WA}
1	inlet	42	62	67	75	76	76	74	71	82
	outlet	37	46	71	70	72	72	68	64	78
2	inlet	44	59	68	74	73	69	68	62	78
	outlet	36	51	65	67	68	66	63	55	73
3	inlet	49	66	71	77	74	70	68	61	80
	outlet	36	51	65	67	68	66	63	55	73



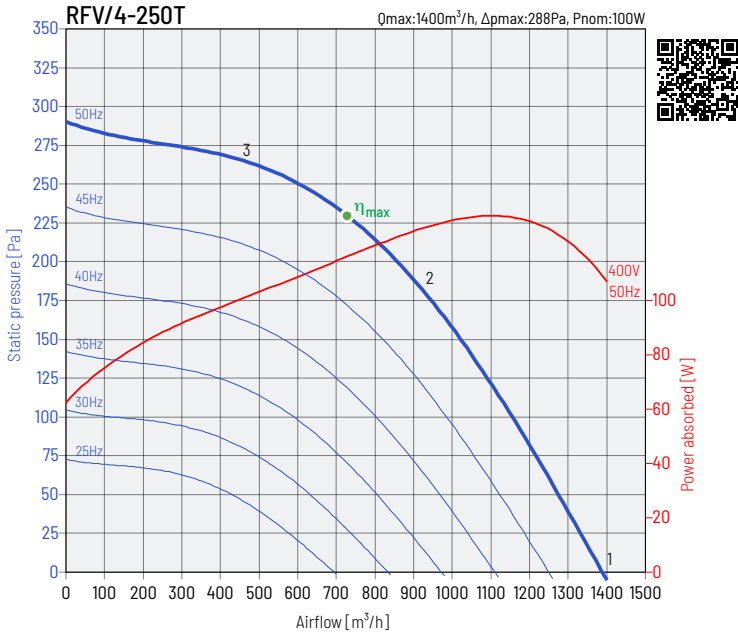
working point		63 Hz	125 Hz	250 Hz	500 Hz	1000 Hz	2000 Hz	4000 Hz	8000 Hz	L_{WA}
1	inlet	32	49	49	52	59	56	63	40	65
	outlet	38	46	55	58	61	62	57	45	66
2	inlet	32	47	47	49	50	52	54	45	59
	outlet	38	45	55	58	58	58	51	40	64
3	inlet	38	47	48	50	52	50	41	30	57
	outlet	37	47	48	52	55	55	49	36	60



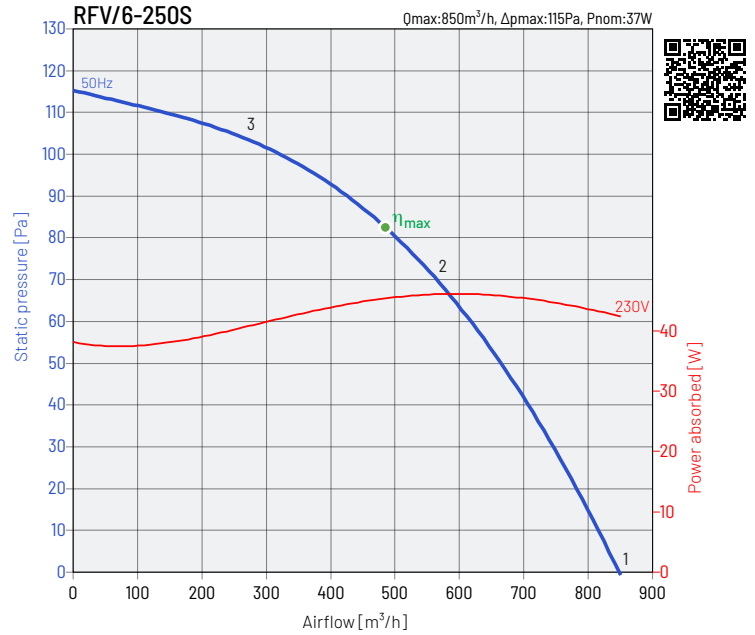
working point		63 Hz	125 Hz	250 Hz	500 Hz	1000 Hz	2000 Hz	4000 Hz	8000 Hz	L_{WA}
1	inlet	35	50	52	52	63	60	61	51	67
	outlet	45	51	58	60	61	59	57	46	66
2	inlet	35	49	49	51	62	58	57	49	65
	outlet	42	49	54	56	56	54	49	36	62
3	inlet	33	48	48	51	61	57	57	47	64
	outlet	41	47	49	53	53	51	46	33	59



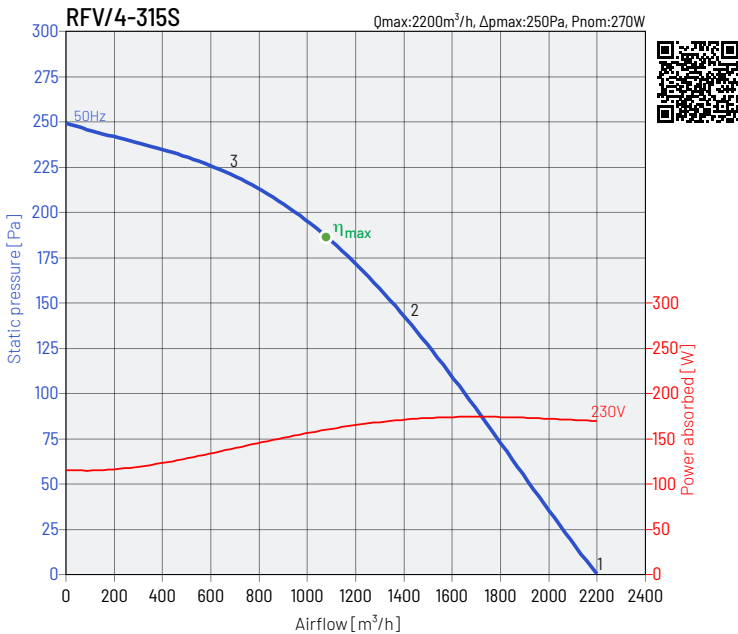
PERFORMANCE CHARACTERISTICS OF THE FANS



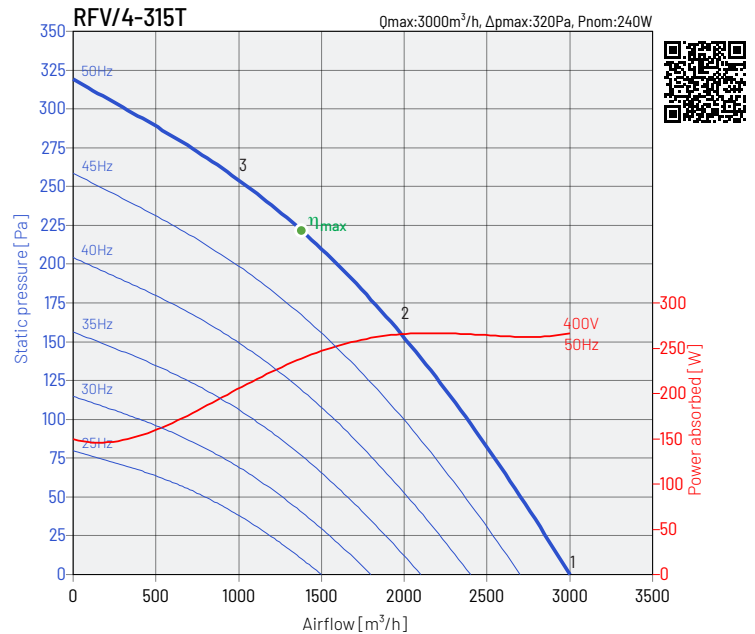
working point		63 Hz	125 Hz	250 Hz	500 Hz	1000 Hz	2000 Hz	4000 Hz	8000 Hz	L_{WA}
1	inlet	35	50	53	58	64	62	64	51	69
	outlet	44	54	59	61	62	57	57	40	67
2	inlet	34	50	51	56	63	61	62	50	67
	outlet	40	50	54	57	58	53	49	35	62
3	inlet	34	49	50	54	62	60	61	49	66
	outlet	40	50	52	56	57	53	48	35	62



working point		63 Hz	125 Hz	250 Hz	500 Hz	1000 Hz	2000 Hz	4000 Hz	8000 Hz	L_{WA}
1	inlet	35	48	48	52	56	55	59	38	63
	outlet	33	43	49	50	50	49	37	26	56
2	inlet	35	47	48	51	54	50	53	37	59
	outlet	32	39	44	48	48	43	33	21	53
3	inlet	35	46	47	51	52	47	49	36	57
	outlet	31	39	42	46	47	42	32	21	51



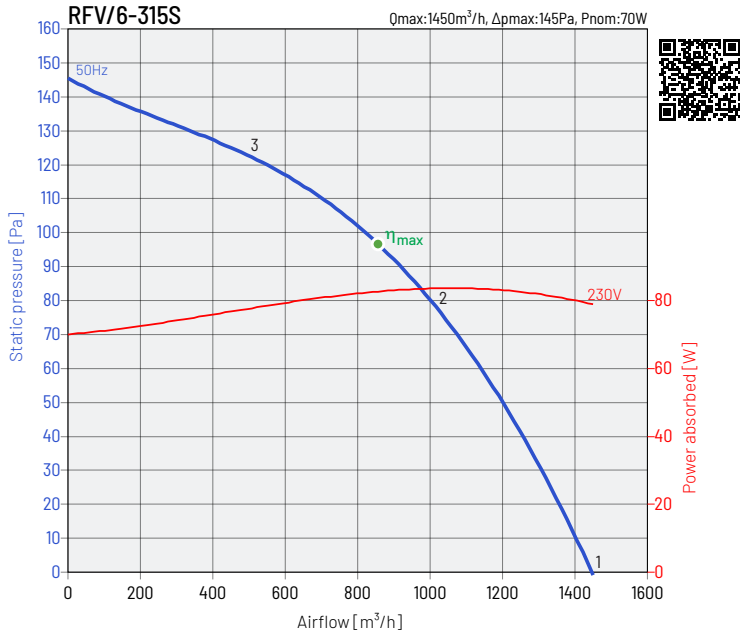
working point		63 Hz	125 Hz	250 Hz	500 Hz	1000 Hz	2000 Hz	4000 Hz	8000 Hz	L_{WA}
1	inlet	45	58	60	63	67	66	67	57	73
	outlet	46	54	60	60	64	61	60	50	69
2	inlet	44	54	55	61	66	65	65	55	71
	outlet	45	52	57	58	62	59	56	45	66
3	inlet	45	52	54	60	64	64	63	53	69
	outlet	45	50	53	56	59	57	52	42	63



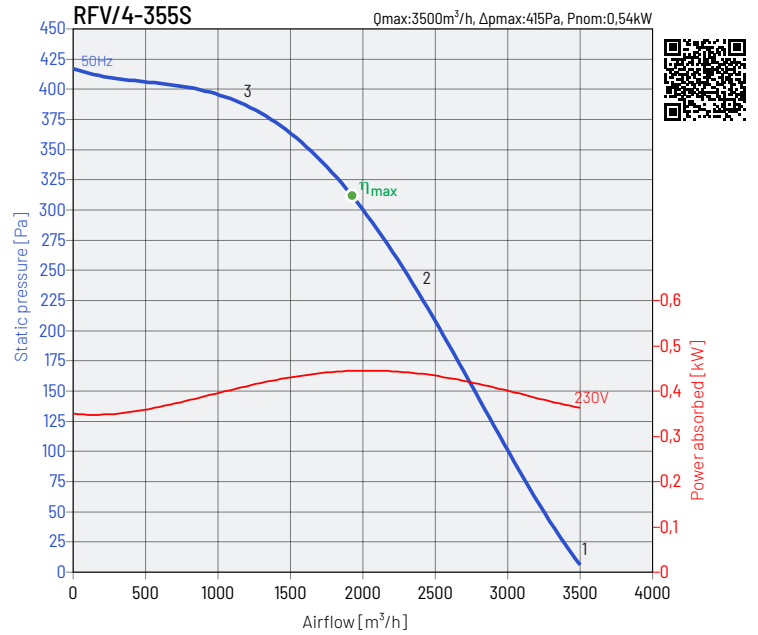
working point		63 Hz	125 Hz	250 Hz	500 Hz	1000 Hz	2000 Hz	4000 Hz	8000 Hz	L_{WA}
1	inlet	45	58	60	63	68	66	69	59	74
	outlet	47	56	62	63	66	62	59	49	70
2	inlet	45	54	55	61	66	65	67	58	72
	outlet	45	54	59	62	65	61	57	46	69
3	inlet	44	52	55	60	63	64	64	56	70
	outlet	42	52	55	59	62	59	53	42	66



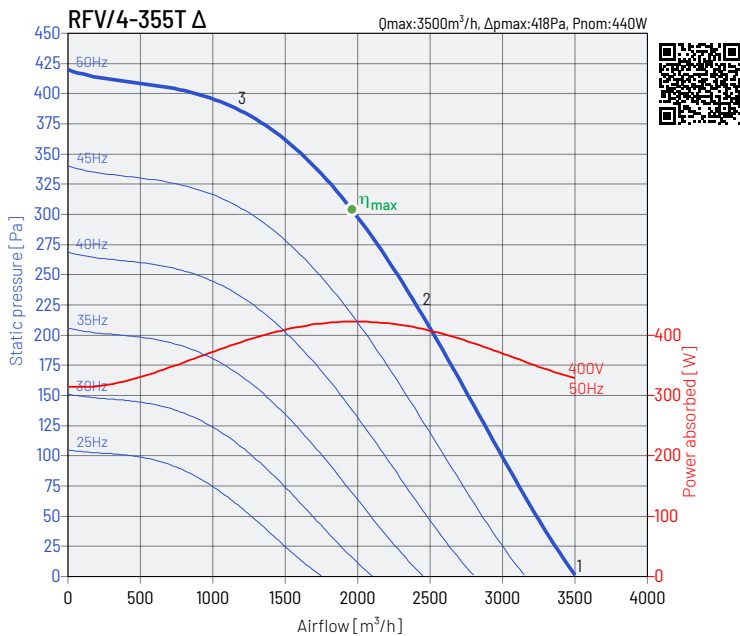
PERFORMANCE CHARACTERISTICS OF THE FANS



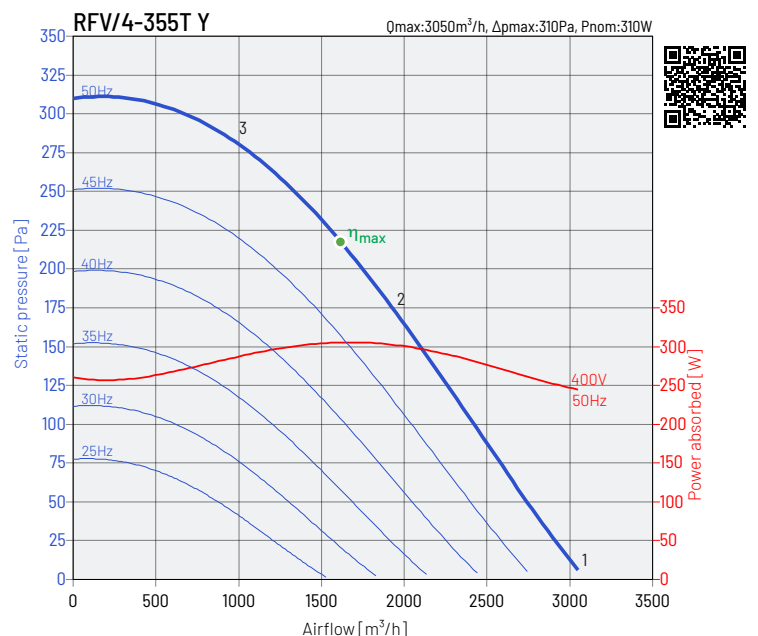
working point		63 Hz	125 Hz	250 Hz	500 Hz	1000 Hz	2000 Hz	4000 Hz	8000 Hz	L_{WA}
1	inlet	35	48	50	53	57	56	60	50	64
	outlet	38	46	50	52	52	49	43	27	58
2	inlet	35	44	45	51	56	54	55	48	61
	outlet	36	42	47	51	51	48	44	27	56
3	inlet	34	42	45	50	54	53	54	45	59
	outlet	35	43	45	49	51	47	40	25	55



working point		63 Hz	125 Hz	250 Hz	500 Hz	1000 Hz	2000 Hz	4000 Hz	8000 Hz	L_{WA}
1	inlet	44	63	67	72	69	67	78	71	80
	outlet	54	63	67	70	71	67	68	52	76
2	inlet	45	60	64	69	66	64	74	66	77
	outlet	55	61	65	68	68	66	63	50	74
3	inlet	42	55	60	63	62	62	68	63	72
	outlet	53	59	62	65	65	63	60	47	71



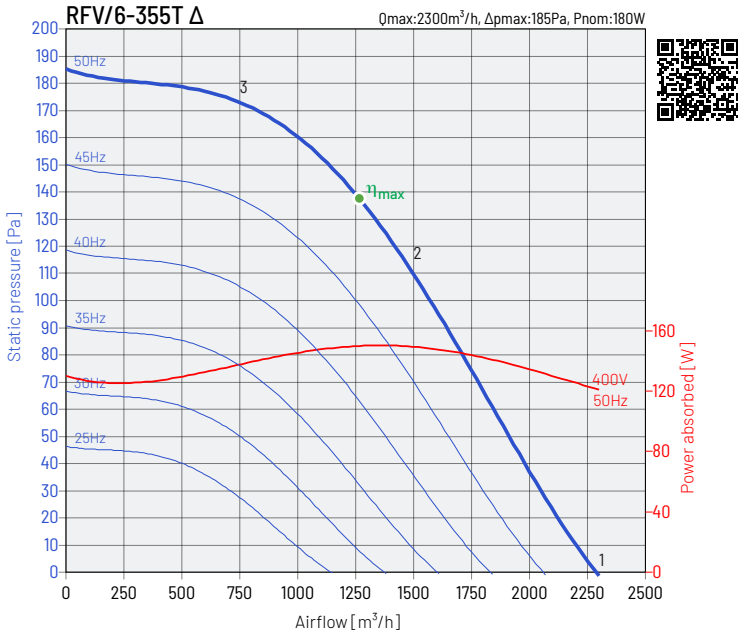
working point		63 Hz	125 Hz	250 Hz	500 Hz	1000 Hz	2000 Hz	4000 Hz	8000 Hz	L_{WA}
1	inlet	44	63	67	72	69	67	78	71	80
	outlet	54	63	67	70	69	67	68	52	76
2	inlet	45	60	64	69	66	64	74	66	77
	outlet	55	60	65	68	67	64	61	49	73
3	inlet	42	55	60	63	62	62	68	63	72
	outlet	53	59	62	65	65	63	60	47	71



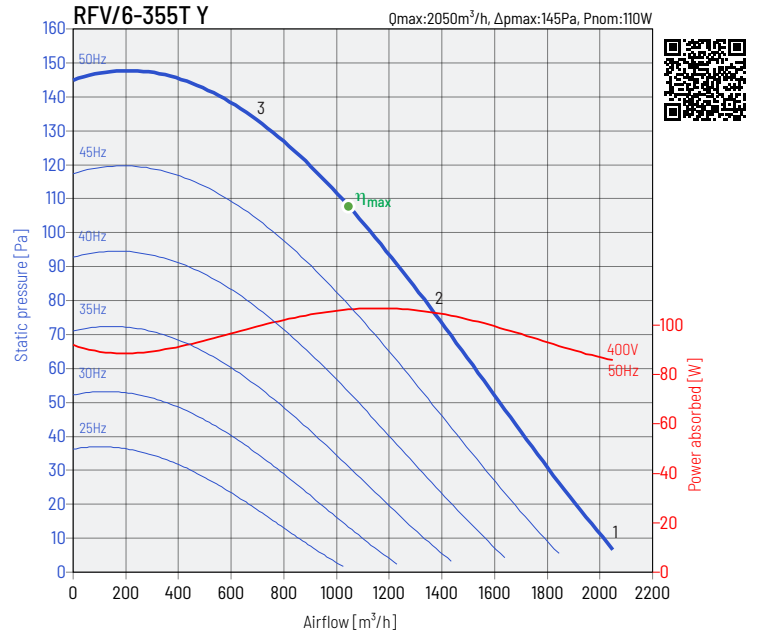
working point		63 Hz	125 Hz	250 Hz	500 Hz	1000 Hz	2000 Hz	4000 Hz	8000 Hz	L_{WA}
1	inlet									
	outlet									
2	inlet									
	outlet									
3	inlet									
	outlet									



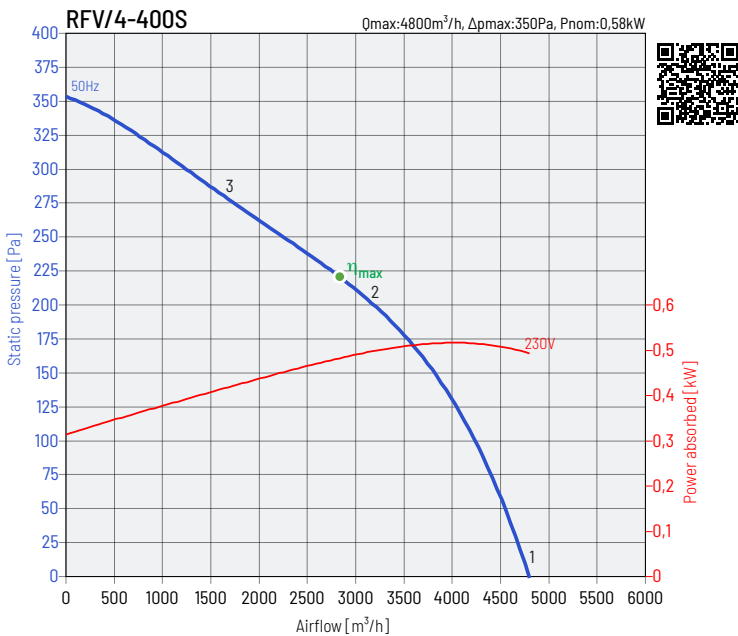
PERFORMANCE CHARACTERISTICS OF THE FANS



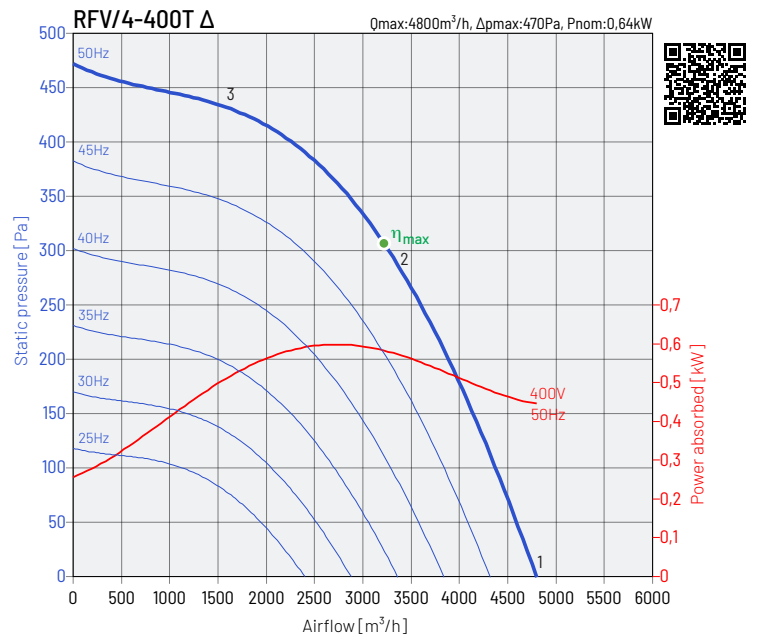
working point		63 Hz	125 Hz	250 Hz	500 Hz	1000 Hz	2000 Hz	4000 Hz	8000 Hz	L _{WA}
1	inlet	44	63	67	72	69	67	78	71	80
	outlet	54	63	67	70	69	67	68	52	76
2	inlet	45	60	64	69	66	64	74	66	77
	outlet	55	60	65	68	67	64	61	49	73
3	inlet	42	55	60	63	62	62	68	63	72
	outlet	53	59	62	65	65	63	60	47	71



working point		63 Hz	125 Hz	250 Hz	500 Hz	1000 Hz	2000 Hz	4000 Hz	8000 Hz	L _{WA}
1	inlet	35	54	58	63	60	58	69	62	71
	outlet	53	56	58	60	60	61	59	40	67
2	inlet	37	52	56	61	58	56	66	58	69
	outlet	48	50	56	57	57	55	53	38	63
3	inlet	34	47	52	55	54	54	60	55	64
	outlet	43	45	48	53	50	48	45	34	57



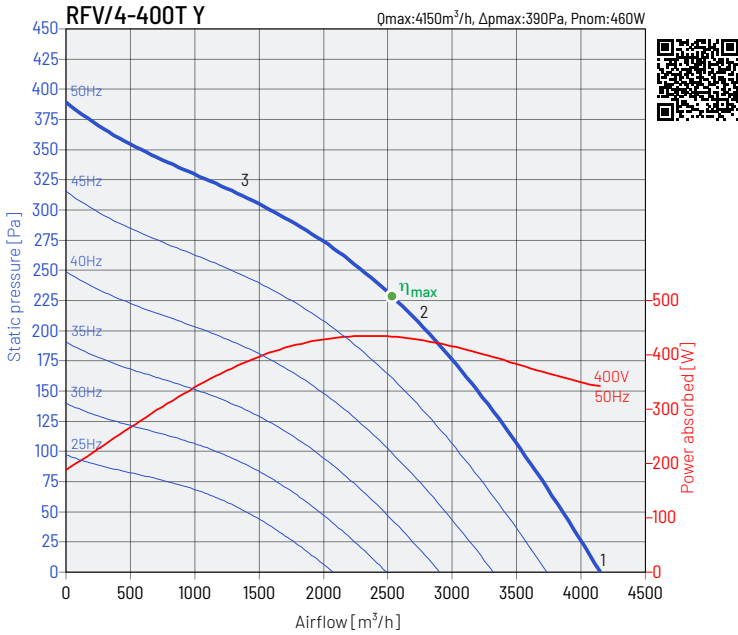
working point		63 Hz	125 Hz	250 Hz	500 Hz	1000 Hz	2000 Hz	4000 Hz	8000 Hz	L _{WA}
1	inlet	46	62	68	73	71	75	89	67	89
	outlet	60	68	75	77	79	75	74	61	84
2	inlet	47	62	67	70	66	68	69	53	75
	outlet	57	65	71	72	73	70	69	58	78
3	inlet	49	60	64	68	65	66	60	54	73
	outlet	53	62	66	67	70	66	61	49	74



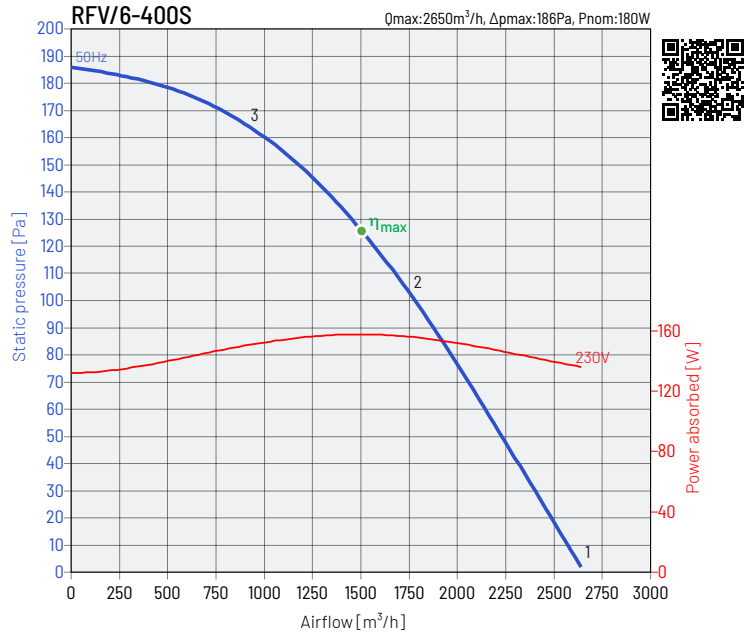
working point		63 Hz	125 Hz	250 Hz	500 Hz	1000 Hz	2000 Hz	4000 Hz	8000 Hz	L _{WA}
1	inlet	46	62	68	73	71	75	89	67	89
	outlet	60	68	76	78	80	76	75	61	85
2	inlet	47	62	67	70	66	68	69	53	75
	outlet	57	65	72	73	74	71	69	58	79
3	inlet	49	60	64	68	65	66	60	54	73
	outlet	54	62	66	68	71	68	62	50	75



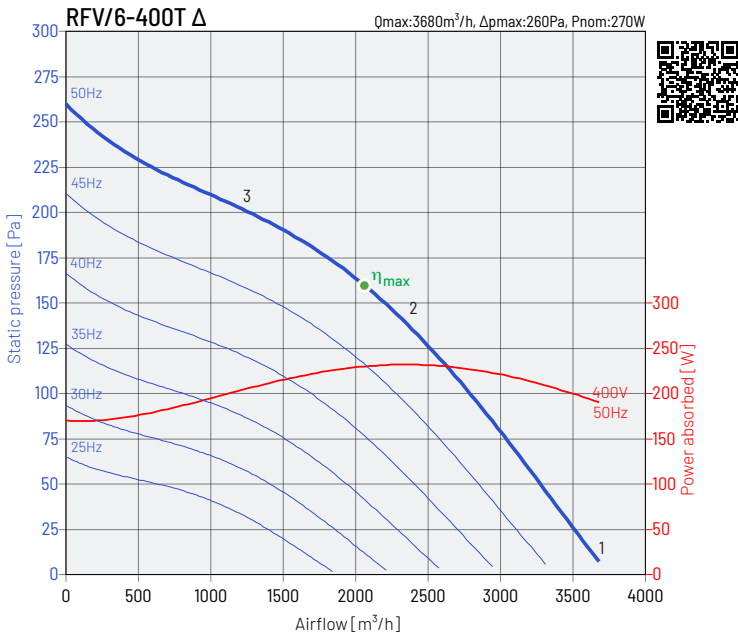
PERFORMANCE CHARACTERISTICS OF THE FANS



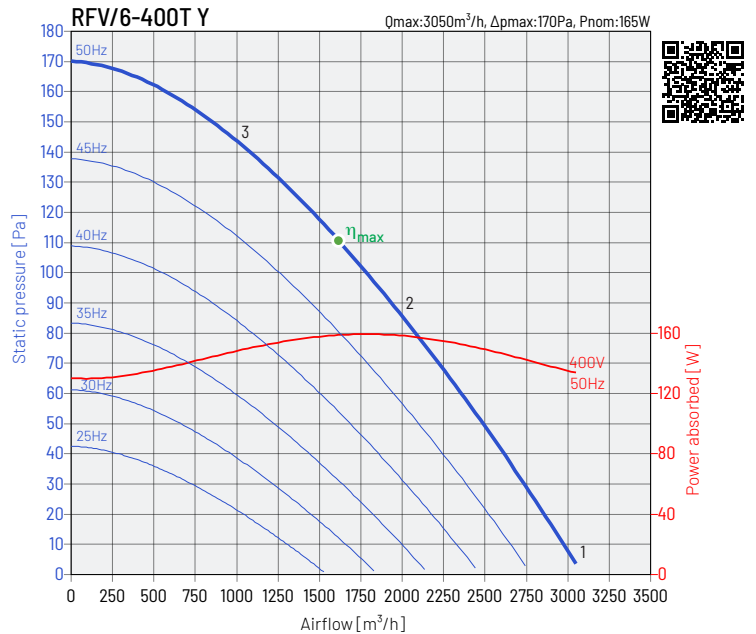
working point	63 Hz	125 Hz	250 Hz	500 Hz	1000 Hz	2000 Hz	4000 Hz	8000 Hz	L_{WA}
1	inlet								
	outlet								
2	inlet								
	outlet								
3	inlet								
	outlet								



working point	63 Hz	125 Hz	250 Hz	500 Hz	1000 Hz	2000 Hz	4000 Hz	8000 Hz	L_{WA}
1	inlet	32	51	58	62	59	65	61	69
	outlet	50	61	65	64	68	66	65	73
2	inlet	27	45	51	56	53	55	52	61
	outlet	49	59	62	62	64	61	59	69
3	inlet	24	44	45	50	50	51	47	56
	outlet	47	55	58	60	60	56	51	65



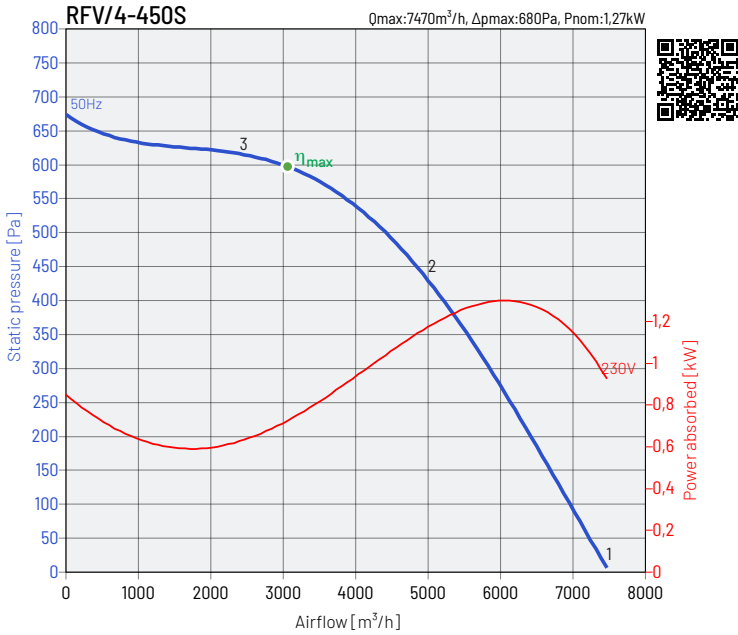
working point	63 Hz	125 Hz	250 Hz	500 Hz	1000 Hz	2000 Hz	4000 Hz	8000 Hz	L_{WA}
1	inlet	40	55	63	66	65	75	65	76
	outlet	60	59	64	67	69	66	59	73
2	inlet	37	49	55	58	56	62	51	65
	outlet	54	57	62	65	65	64	56	71
3	inlet	46	52	57	59	56	53	46	63
	outlet	50	54	57	62	64	59	51	68



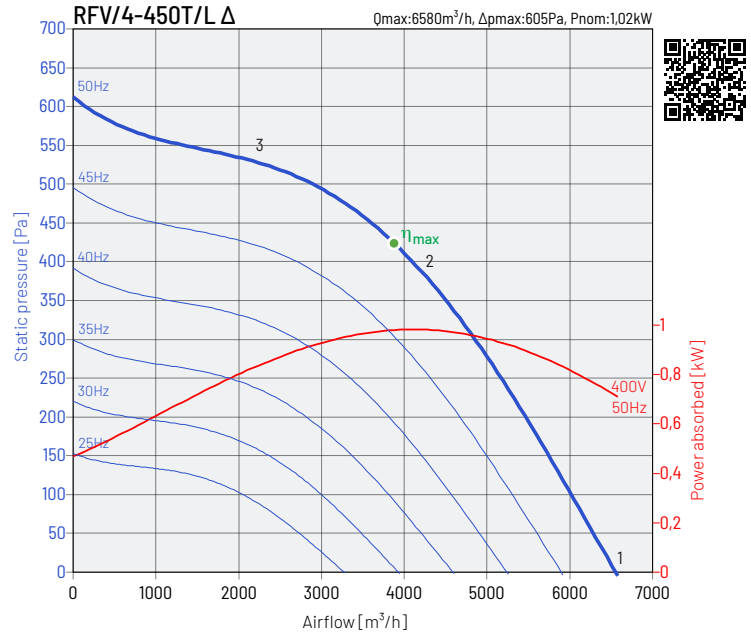
working point	63 Hz	125 Hz	250 Hz	500 Hz	1000 Hz	2000 Hz	4000 Hz	8000 Hz	L_{WA}
1	inlet								
	outlet								
2	inlet								
	outlet								
3	inlet								
	outlet								



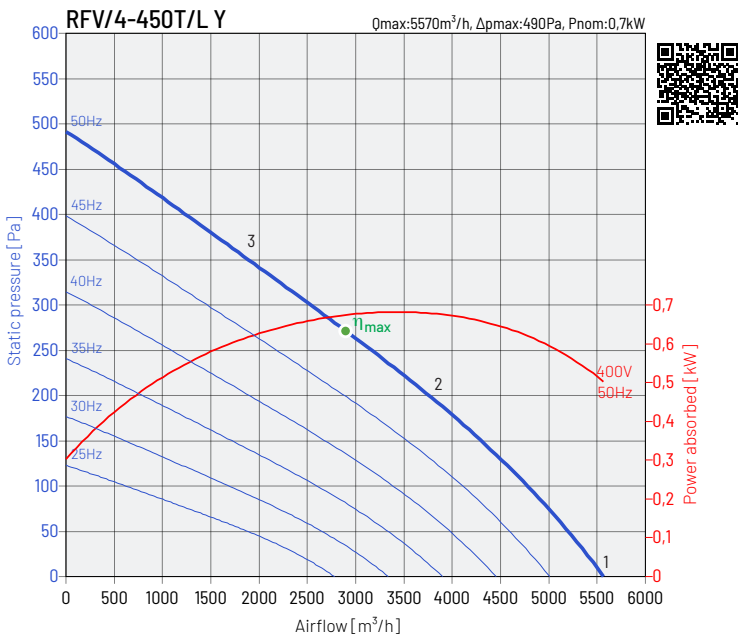
PERFORMANCE CHARACTERISTICS OF THE FANS



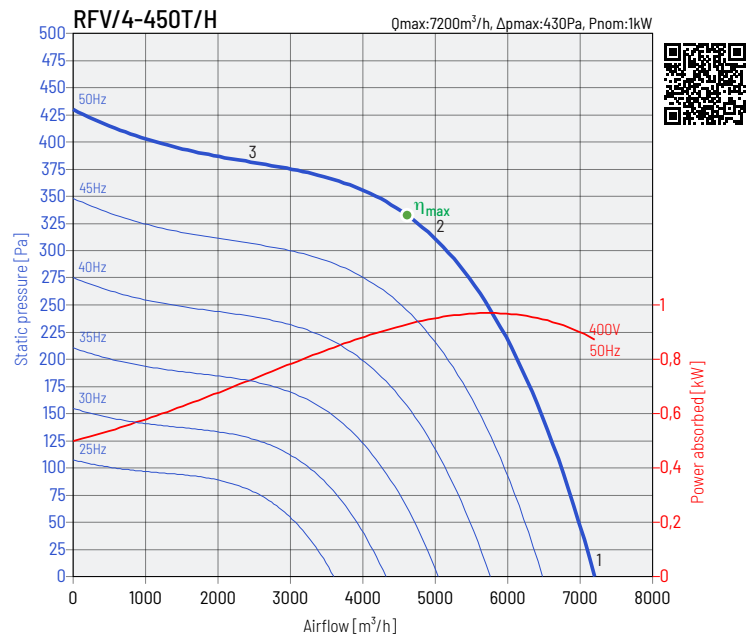
working point		63 Hz	125 Hz	250 Hz	500 Hz	1000 Hz	2000 Hz	4000 Hz	8000 Hz	L_{wa}
1	inlet	53	72	78	81	80	77	73	63	86
	outlet	60	69	77	81	83	78	79	66	87
2	inlet	52	68	74	77	75	72	64	58	81
	outlet	56	66	74	77	78	76	74	62	83
3	inlet	49	62	69	70	69	68	60	56	75
	outlet	53	63	69	72	75	72	71	59	79



working point		63 Hz	125 Hz	250 Hz	500 Hz	1000 Hz	2000 Hz	4000 Hz	8000 Hz	L_{wa}
1	inlet	47	66	72	74	72	76	68	60	80
	outlet	58	65	75	79	81	78	74	64	85
2	inlet	41	60	62	64	65	69	62	53	73
	outlet	54	61	71	78	77	75	71	62	82
3	inlet	54	67	68	68	67	66	59	52	74
	outlet	50	58	66	72	74	70	69	59	78



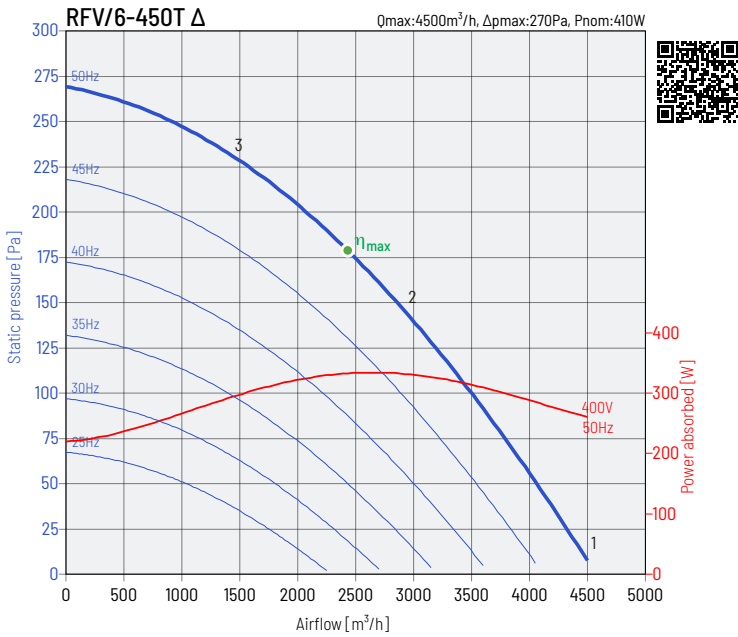
working point		63 Hz	125 Hz	250 Hz	500 Hz	1000 Hz	2000 Hz	4000 Hz	8000 Hz	L_{wa}
1	inlet	47	66	72	74	72	76	68	60	80
	outlet	58	65	75	79	81	78	74	64	85
2	inlet	41	60	62	64	65	69	62	53	73
	outlet	54	61	71	78	77	75	71	62	82
3	inlet	54	67	68	68	67	66	59	52	74
	outlet	50	58	66	72	74	70	69	59	78



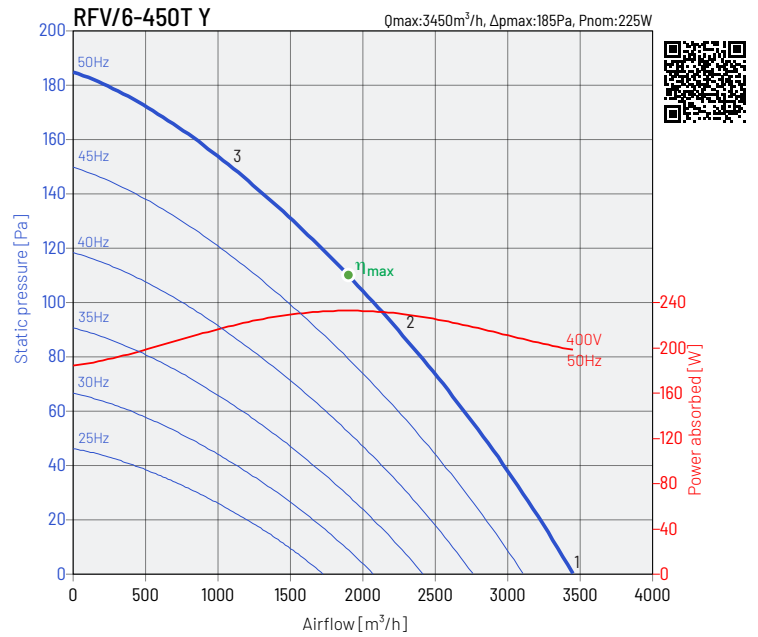
working point		63 Hz	125 Hz	250 Hz	500 Hz	1000 Hz	2000 Hz	4000 Hz	8000 Hz	L_{wa}
1	inlet	43	60	64	67	68	70	70	63	76
	outlet	60	67	77	81	84	80	75	65	88
2	inlet	37	58	62	65	67	68	68	61	74
	outlet	57	64	73	79	80	77	71	62	84
3	inlet	34	56	60	63	65	66	63	56	71
	outlet	55	61	67	76	77	72	69	60	81



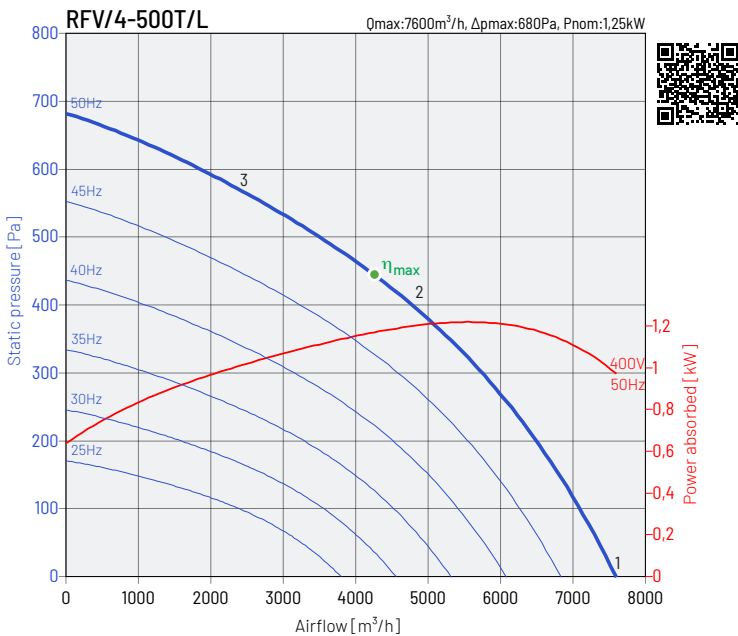
PERFORMANCE CHARACTERISTICS OF THE FANS



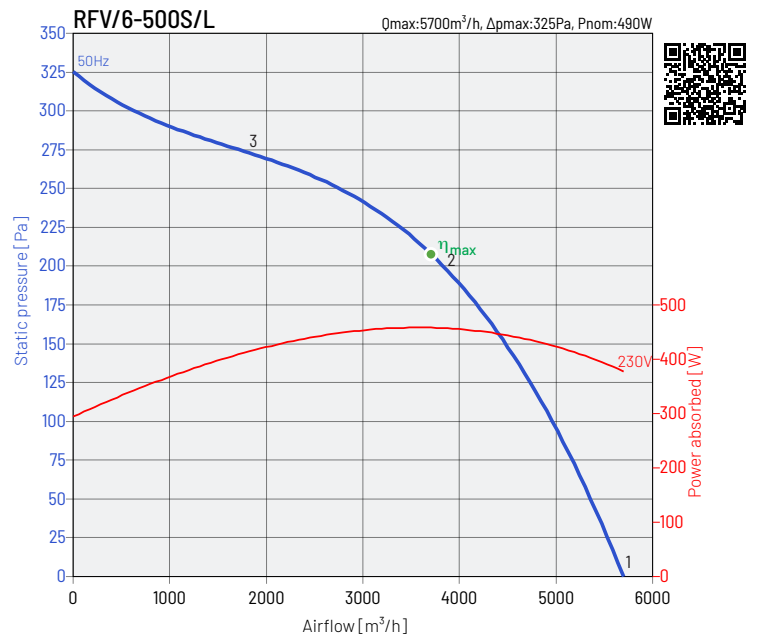
working point		63 Hz	125 Hz	250 Hz	500 Hz	1000 Hz	2000 Hz	4000 Hz	8000 Hz	L_{WA}
1	inlet	44	63	69	72	71	68	64	54	77
	outlet	62	68	71	73	73	71	74	55	80
2	inlet	43	59	65	68	66	63	55	49	72
	outlet	59	65	69	71	70	69	66	51	77
3	inlet	39	52	59	60	59	58	50	46	65
	outlet	53	61	62	65	68	65	61	49	72



working point		63 Hz	125 Hz	250 Hz	500 Hz	1000 Hz	2000 Hz	4000 Hz	8000 Hz	L_{WA}
1	inlet	44	63	69	72	71	68	64	54	77
	outlet	62	68	71	73	73	71	74	55	80
2	inlet	43	59	65	68	66	63	55	49	72
	outlet	59	65	69	71	70	69	66	51	77
3	inlet	39	52	59	60	59	58	50	46	65
	outlet	53	61	62	65	68	65	61	49	72



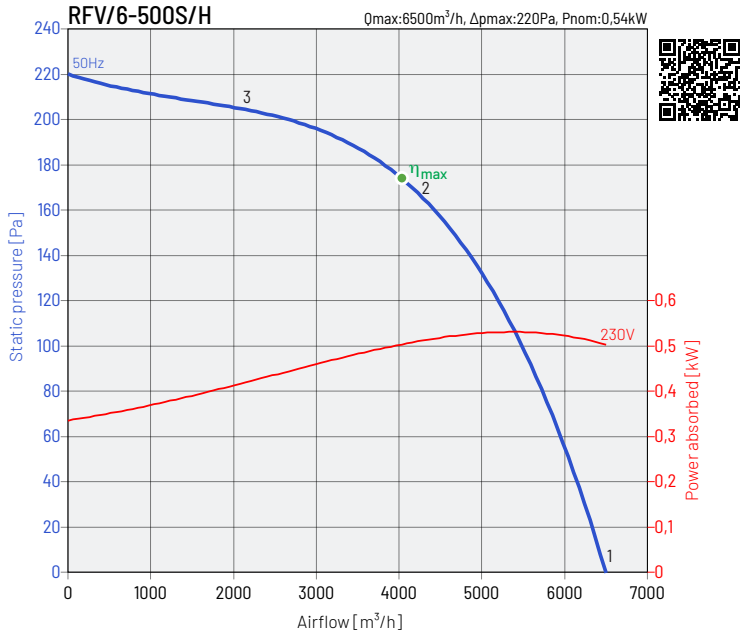
working point		63 Hz	125 Hz	250 Hz	500 Hz	1000 Hz	2000 Hz	4000 Hz	8000 Hz	L_{WA}
1	inlet	49	68	70	70	71	70	70	65	78
	outlet	65	74	79	81	85	80	79	65	89
2	inlet	46	65	67	68	67	65	66	62	75
	outlet	59	70	73	77	80	76	76	60	84
3	inlet	44	62	62	66	64	60	59	58	71
	outlet	56	66	67	72	76	74	73	56	80



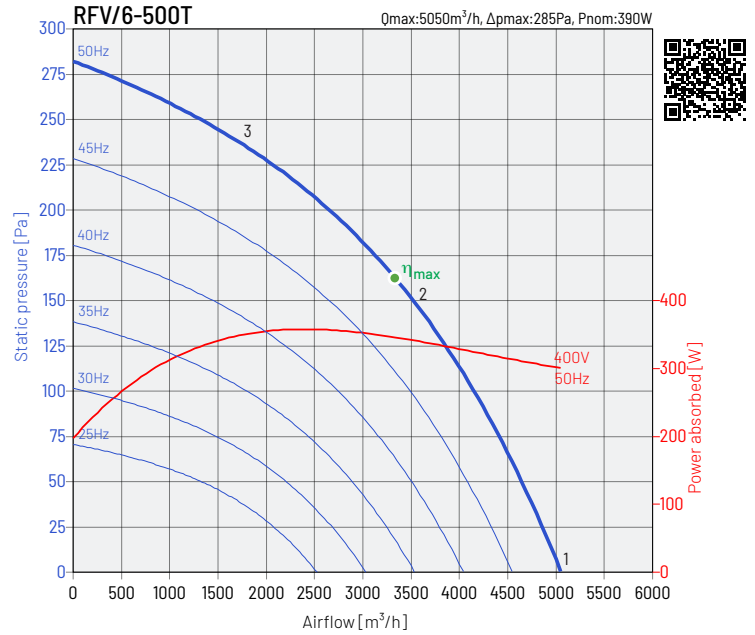
working point		63 Hz	125 Hz	250 Hz	500 Hz	1000 Hz	2000 Hz	4000 Hz	8000 Hz	L_{WA}
1	inlet	43	60	67	70	69	73	72	70	78
	outlet	63	71	73	74	80	78	76	64	84
2	inlet	39	55	62	65	64	65	65	57	72
	outlet	59	69	74	72	78	75	73	61	82
3	inlet	34	54	57	59	62	64	61	54	69
	outlet	56	65	66	66	69	67	66	55	75



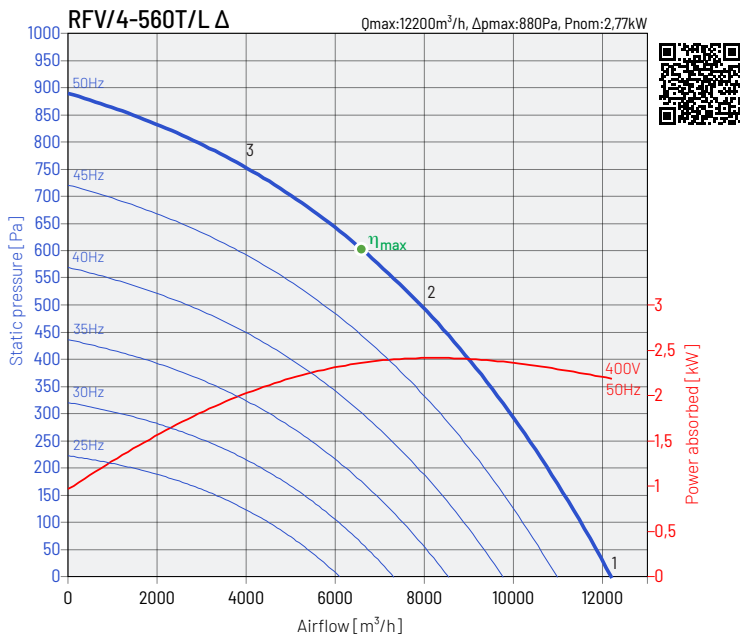
PERFORMANCE CHARACTERISTICS OF THE FANS



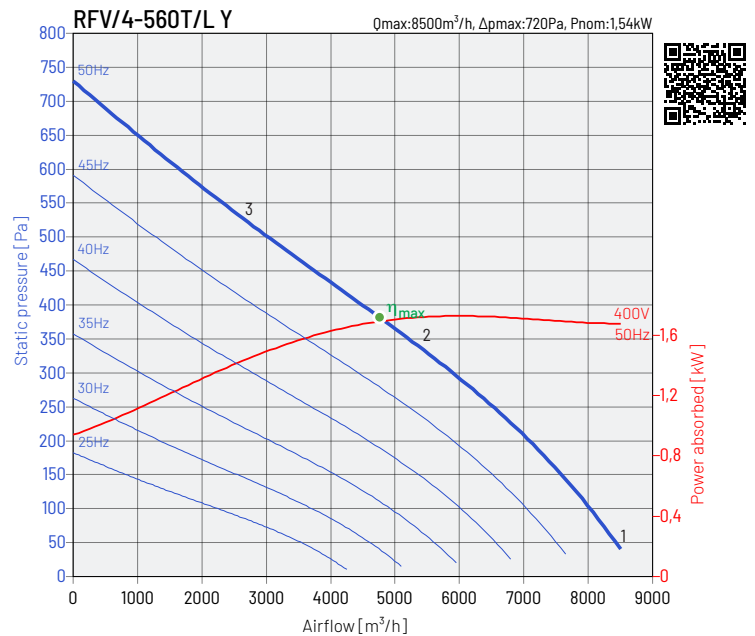
working point		63 Hz	125 Hz	250 Hz	500 Hz	1000 Hz	2000 Hz	4000 Hz	8000 Hz	L_{WA}
1	inlet	43	58	66	63	65	66	64	58	72
	outlet	59	67	69	70	74	73	72	60	79
2	inlet	32	55	65	61	63	63	61	54	70
	outlet	57	65	66	66	71	68	69	58	76
3	inlet	32	55	65	59	61	62	57	48	69
	outlet	55	63	63	64	68	66	67	55	74



working point		63 Hz	125 Hz	250 Hz	500 Hz	1000 Hz	2000 Hz	4000 Hz	8000 Hz	L_{WA}
1	inlet	47	55	60	63	64	61	56	68	71
	outlet	59	68	73	75	77	74	74	59	82
2	inlet	43	53	57	62	63	57	51	63	68
	outlet	56	63	68	69	70	66	68	53	76
3	inlet	41	49	55	60	60	55	50	55	65
	outlet	54	60	64	66	67	65	67	50	73



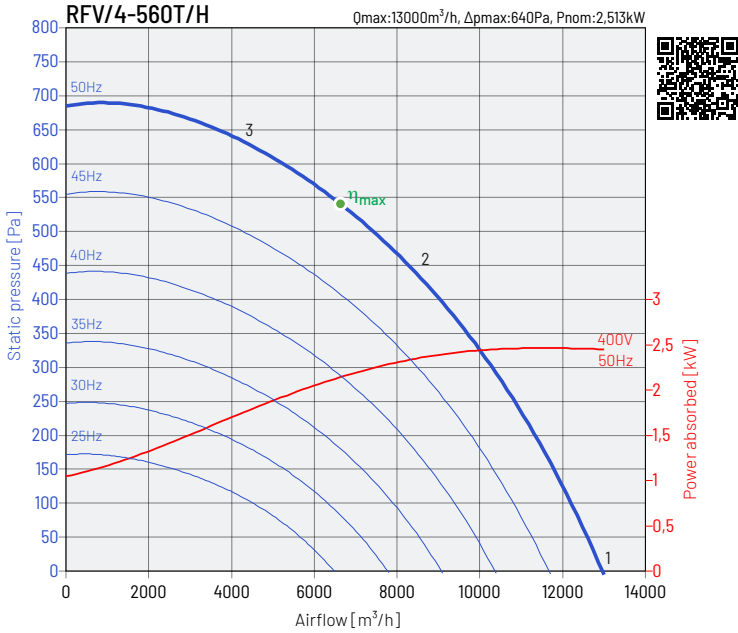
working point		63 Hz	125 Hz	250 Hz	500 Hz	1000 Hz	2000 Hz	4000 Hz	8000 Hz	L_{WA}
1	inlet									
	outlet									
2	inlet									
	outlet									
3	inlet									
	outlet									



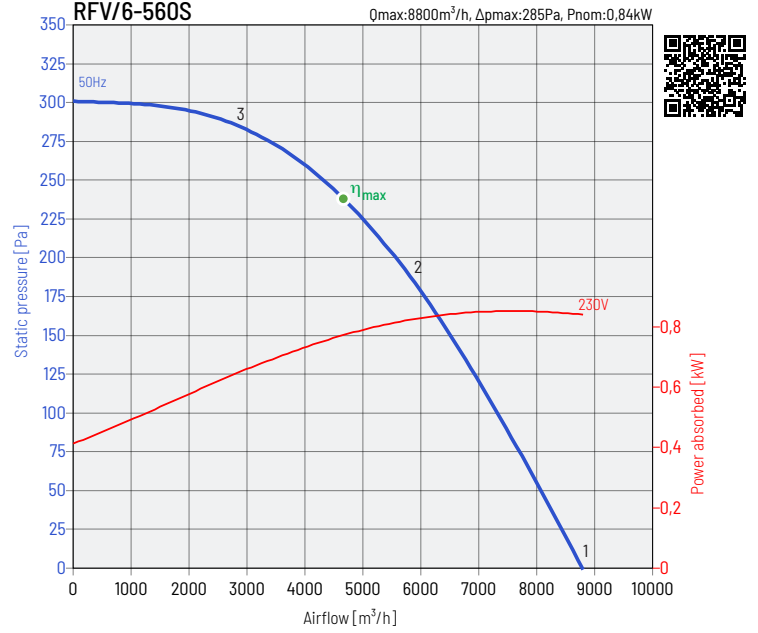
working point		63 Hz	125 Hz	250 Hz	500 Hz	1000 Hz	2000 Hz	4000 Hz	8000 Hz	L_{WA}
1	inlet	50	67	69	72	73	73	73	69	80
	outlet	61	73	78	81	83	80	77	62	87
2	inlet	43	60	67	69	71	71	70	66	77
	outlet	59	70	76	77	80	78	75	56	85
3	inlet	43	60	64	68	69	69	67	61	75
	outlet	56	68	71	74	78	77	74	53	83



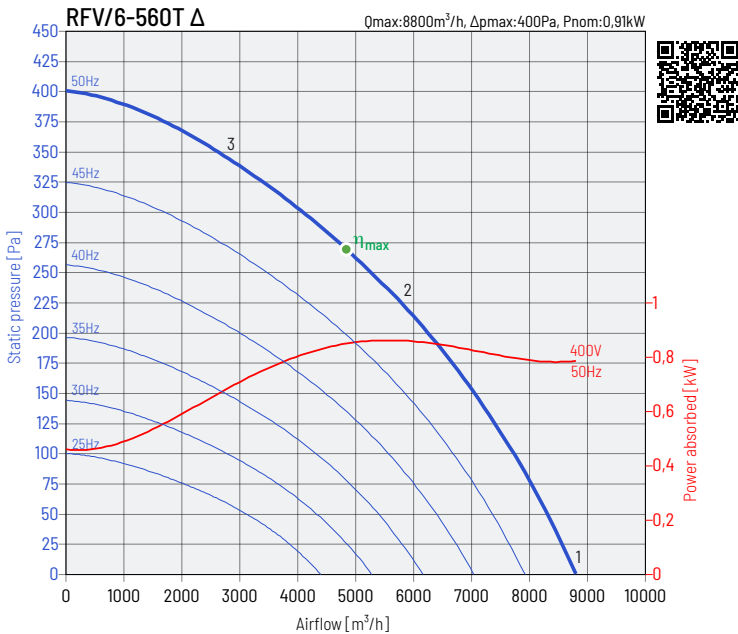
PERFORMANCE CHARACTERISTICS OF THE FANS



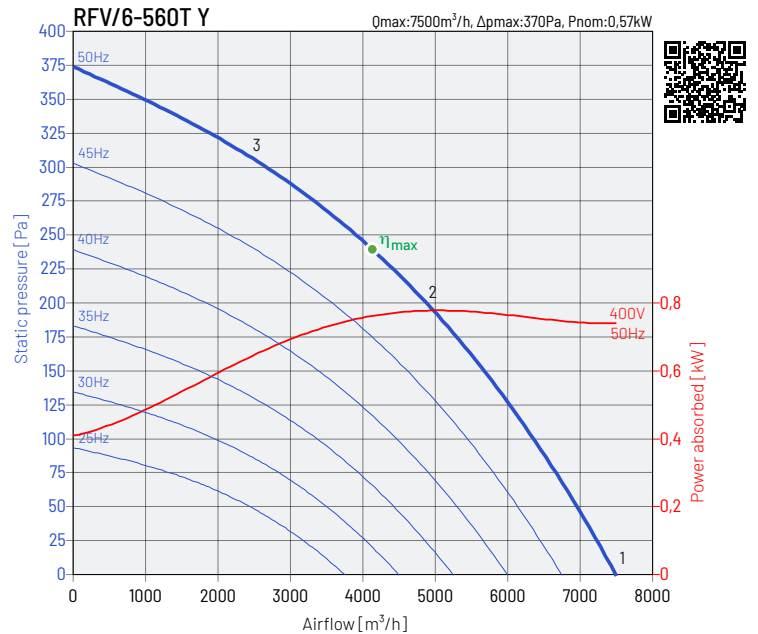
working point		63 Hz	125 Hz	250 Hz	500 Hz	1000 Hz	2000 Hz	4000 Hz	8000 Hz	L_{wa}
1	inlet	50	67	70	73	74	74	74	70	81
	outlet	62	73	79	81	83	82	79	63	88
2	inlet	43	61	68	70	72	71	70	66	78
	outlet	59	71	76	77	81	78	75	59	85
3	inlet	43	60	64	68	70	70	67	61	76
	outlet	56	68	72	74	78	77	74	57	83



working point		63 Hz	125 Hz	250 Hz	500 Hz	1000 Hz	2000 Hz	4000 Hz	8000 Hz	L_{wa}
1	inlet	47	62	64	66	67	67	65	61	74
	outlet	57	66	72	70	72	71	71	55	79
2	inlet	38	58	61	63	64	63	60	54	70
	outlet	54	63	69	67	69	67	68	52	75
3	inlet	42	57	60	62	63	62	58	51	69
	outlet	52	62	66	65	66	66	68	50	74



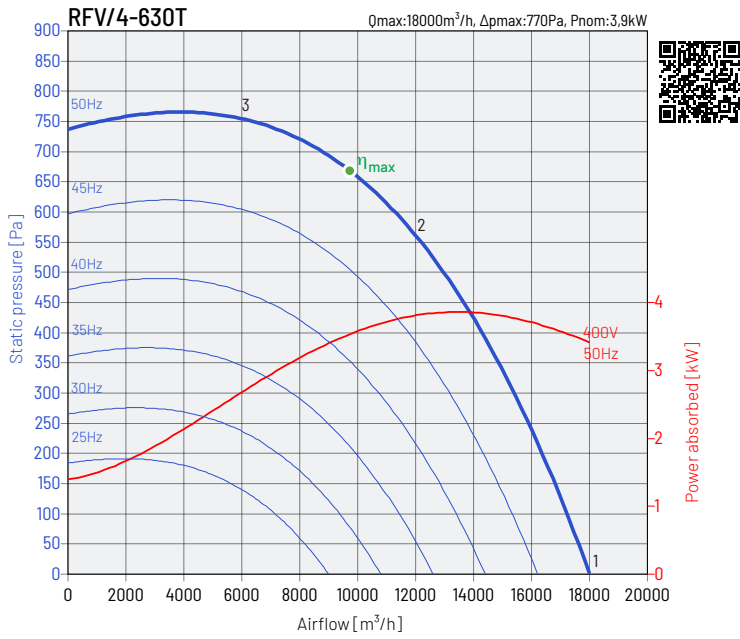
working point		63 Hz	125 Hz	250 Hz	500 Hz	1000 Hz	2000 Hz	4000 Hz	8000 Hz	L_{wa}
1	inlet	45	64	70	70	71	77	85	66	86
	outlet	59	68	73	72	76	75	71	58	81
2	inlet	40	61	64	64	65	72	81	62	82
	outlet	56	66	70	69	73	71	68	55	78
3	inlet	37	54	57	58	64	61	54	49	67
	outlet	53	62	65	67	71	67	63	50	75



working point		63 Hz	125 Hz	250 Hz	500 Hz	1000 Hz	2000 Hz	4000 Hz	8000 Hz	L_{wa}
1	inlet	45	64	70	70	71	77	85	66	86
	outlet	59	68	73	72	76	75	71	58	81
2	inlet	40	61	64	64	65	72	81	62	82
	outlet	56	66	70	69	73	71	68	55	78
3	inlet	37	54	57	58	64	61	54	49	67
	outlet	53	62	65	67	71	67	63	50	75



PERFORMANCE CHARACTERISTICS OF THE FANS



working point		63 Hz	125 Hz	250 Hz	500 Hz	1000 Hz	2000 Hz	4000 Hz	8000 Hz	L_{wa}
1	inlet	61	72	77	76	80	77	67	62	84
	outlet	62	74	77	80	82	78	68	63	86
2	inlet	57	66	72	72	75	71	57	57	79
	outlet	59	69	74	75	78	73	66	59	82
3	inlet	59	68	74	75	78	73	67	60	82
	outlet	61	70	76	77	80	75	69	62	84



ECO PROJECT

Type	RFV/4-125	RFV/4-160
a Supplier name	VENTURE INDUSTRIES	VENTURE INDUSTRIES
b Article number	43522213	43522233
c SEC average	-17,14	-17,15
c SEC cold	-33,54	-33,55
c SEC warm	-7,75	-7,75
c SEC class	E	E
d Device category	NRVU	NRVU
d Device type	UVU	UVU
e Type of drive	variable speed drive v	variable speed drive v
f Type of heat recovery system	not applicable	not applicable
g Thermal efficiency of heat recovery [%]	not applicable	not applicable
h Maximum flow rate [m³/h]	150	435
i Electric power input [W]	41	70
j Sound power level L _{WA} [dB(A)]	55	62
k Reference flow rate [m³/s]	0,03	0,09
l Reference pressure difference [Pa]	50	50
m SPI [kW/(m²/h)]	0	0
n CRS/CTRL	1	1
o Maximum external leakage rate [%]	0	0
p Mixing rate	not applicable	not applicable
q Position of visual filter warning	not applicable	not applicable
r Instructions to install supply grilles	not applicable	not applicable
s Internet address	www.ventur.eu	www.ventur.eu
t Airflow sensitivity to pressure variation	not applicable	not applicable
u Indoor/outdoor air tightness	not applicable	not applicable
v Annualelectricityconsumption-averageclimat[kWh/a]	342,4	201,58
v Annual electricity consumption - cold climate [kWh/a]	342,4	201,58
v Annual electricity consumption - warm climate [kWh/a]	342,4	201,58
w Annual heating saved - average climate [kWh/a]	3355,29	3355,29
w Annual heating saved - cold climate [kWh/a]	1715,15	1715,15
w Annual heating saved - warm climate [kWh/a]	775,57	775,57
MISC	1,1	1,1
CRS	1	1
x-value	1	1

Type	RFV/2-125S	RFV/2-160S/L	RFV/2-160S/H	RFV/2-200S	RFV/4-200S
a Supplier name	VENTURE INDUSTRIES	VENTURE INDUSTRIES	VENTURE INDUSTRIES	VENTURE INDUSTRIES	VENTURE INDUSTRIES
b Article number	43528210	43528230	43528232	43528245	43528250
c Device category	NRVU	NRVU	NRVU	NRVU	NRVU
c Device type	UVU	UVU	UVU	UVU	UVU
d Type of drive	variable speed drive v	variable speed drive v	variable speed drive v	variable speed drive v	variable speed drive v
e Type of heat recovery system	not applicable	not applicable	not applicable	not applicable	not applicable
f Thermal efficiency of heat recovery [%]	not applicable	not applicable	not applicable	not applicable	not applicable
g Reference flow rate in NRVU [m³/s]	0,07	0,11	0,14	0,21	0,17
h Electric power input [kW]	0,06	0,10	0,14	0,26	0,09
i SFPint [W/(m²/s)]	798	902	951	1268	498
j Face velocity [m/s]	0,46	0,63	0,83	1,04	0,87
k Δps, ext [Pa]	239	252	298	445	133
l Δps, int [Pa]	not applicable	not applicable	not applicable	not applicable	not applicable
m Δps, add [Pa]	not applicable	not applicable	not applicable	not applicable	not applicable
n Static efficiency of fans [%]	29,9	27,9	31,4	35,1	26,8
o Maximum external leakage rate [%]	0	0	0	0	0
p Energy performance	not applicable	not applicable	not applicable	not applicable	not applicable
q Visual filter warning	not applicable	not applicable	not applicable	not applicable	not applicable
r L _{WA} [dB(A)]	60	64	66	70	56
s Internet address	www.ventur.eu	www.ventur.eu	www.ventur.eu	www.ventur.eu	www.ventur.eu



ECO PROJECT

Type	RFV/4-250S	RFV/4-250T	RFV/6-250S	RFV/4-315S	RFV/4-315T
a Supplier name	VENTURE INDUSTRIES	VENTURE INDUSTRIES	VENTURE INDUSTRIES	VENTURE INDUSTRIES	VENTURE INDUSTRIES
b Article number	43528260	43528280	43528265	43528270	43528290
c Device category	NRVU	NRVU	NRVU	NRVU	NRVU
c Device type	UVU	UVU	UVU	UVU	UVU
d Type of drive	variable speed drive v	variable speed drive v	variable speed drive v	variable speed drive v	variable speed drive v
e Type of heat recovery system	not applicable	not applicable	not applicable	not applicable	not applicable
f Thermal efficiency of heat recovery [%]	not applicable	not applicable	not applicable	not applicable	not applicable
g Reference flow rate in NRVU [m³/s]	0,23	0,21	0,13	0,32	0,36
h Electric power input [kW]	0,11	0,12	0,05	0,16	0,23
i SFPint [W/(m²/s)]	449	573	338	508	640
j Face velocity [m/s]	1,06	0,83	0,54	1,16	1,28
k Δps, ext [Pa]	131	228	85	179	232
l Δps, int [Pa]	not applicable	not applicable	not applicable	not applicable	not applicable
m Δps, add [Pa]	not applicable	not applicable	not applicable	not applicable	not applicable
n Static efficiency of fans [%]	29,2	39,8	25,1	35,3	36,2
o Maximum external leakage rate [%]	0	0	0	0	0
p Energy performance	not applicable	not applicable	not applicable	not applicable	not applicable
q Visual filter warning	not applicable	not applicable	not applicable	not applicable	not applicable
r L _{WA} [dB(A)]	58	61	53	60	61
s Internet address	www.ventur.eu	www.ventur.eu	www.ventur.eu	www.ventur.eu	www.ventur.eu

Type	RFV/6-315S	RFV/4-355S	RFV/4-355T	RFV/6-355T	RFV/4-400S
a Supplier name	VENTURE INDUSTRIES	VENTURE INDUSTRIES	VENTURE INDUSTRIES	VENTURE INDUSTRIES	VENTURE INDUSTRIES
b Article number	43528275	43528300	43528305	43528315	43528320
c Device category	NRVU	NRVU	NRVU	NRVU	NRVU
c Device type	UVU	UVU	UVU	UVU	UVU
d Type of drive	variable speed drive v	variable speed drive v	variable speed drive v	variable speed drive v	variable speed drive v
e Type of heat recovery system	not applicable	not applicable	not applicable	not applicable	not applicable
f Thermal efficiency of heat recovery [%]	not applicable	not applicable	not applicable	not applicable	not applicable
g Reference flow rate in NRVU [m³/s]	0,21	0,50	0,50	0,31	0,79
h Electric power input [kW]	0,08	0,44	0,42	0,15	0,48
i SFPint [W/(m²/s)]	388	884	844	473	610
j Face velocity [m/s]	0,75	1,59	1,58	0,98	2,24
k Δps, ext [Pa]	105	333	335	153	229
l Δps, int [Pa]	not applicable	not applicable	not applicable	not applicable	not applicable
m Δps, add [Pa]	not applicable	not applicable	not applicable	not applicable	not applicable
n Static efficiency of fans [%]	27,1	37,7	39,7	32,4	37,6
o Maximum external leakage rate [%]	0	0	0	0	0
p Energy performance	not applicable	not applicable	not applicable	not applicable	not applicable
q Visual filter warning	not applicable	not applicable	not applicable	not applicable	not applicable
r L _{WA} [dB(A)]	54	68	67	60	72
s Internet address	www.ventur.eu	www.ventur.eu	www.ventur.eu	www.ventur.eu	www.ventur.eu

Type	RFV/4-400T	RFV/6-400S	RFV/6-400T	RFV/4-450S	RFV/4-450T/L
a Supplier name	VENTURE INDUSTRIES	VENTURE INDUSTRIES	VENTURE INDUSTRIES	VENTURE INDUSTRIES	VENTURE INDUSTRIES
b Article number	43528325	43528330	43528335	43528340	43528345
c Device category	NRVU	NRVU	NRVU	NRVU	NRVU
c Device type	UVU	UVU	UVU	UVU	UVU
d Type of drive	variable speed drive v	variable speed drive v	variable speed drive v	variable speed drive v	variable speed drive v
e Type of heat recovery system	not applicable	not applicable	not applicable	not applicable	not applicable
f Thermal efficiency of heat recovery [%]	not applicable	not applicable	not applicable	not applicable	not applicable
g Reference flow rate in NRVU [m³/s]	0,80	0,37	0,64	1,08	1,20
h Electric power input [kW]	0,61	0,16	0,23	1,24	1,00
i SFPint [W/(m²/s)]	763	424	367	1148	833
j Face velocity [m/s]	2,25	1,05	1,80	2,75	3,06
k Δps, ext [Pa]	353	142	144	553	388
l Δps, int [Pa]	not applicable	not applicable	not applicable	not applicable	not applicable
m Δps, add [Pa]	not applicable	not applicable	not applicable	not applicable	not applicable
n Static efficiency of fans [%]	46,2	33,5	39,2	48,2	46,6
o Maximum external leakage rate [%]	0	0	0	0	0
p Energy performance	not applicable	not applicable	not applicable	not applicable	not applicable
q Visual filter warning	not applicable	not applicable	not applicable	not applicable	not applicable
r L _{WA} [dB(A)]	71	62	61	72	75
s Internet address	www.ventur.eu	www.ventur.eu	www.ventur.eu	www.ventur.eu	www.ventur.eu

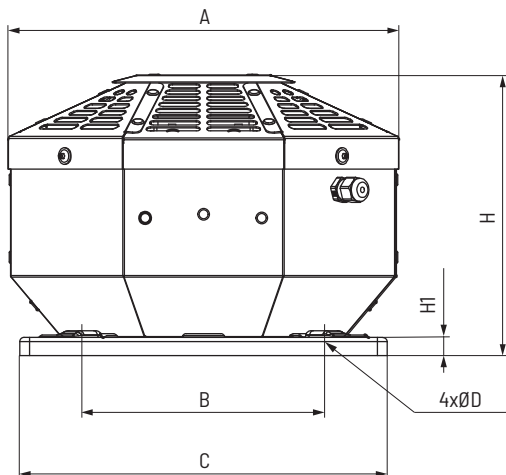


ECO PROJECT

Type	RFV/6-500T	RFV/4-560T/L	RFV/4-560T/H	RFV/6-560S	RFV/6-560T	RFV/4-630T
a Supplier name	VENTURE INDUSTRIES	VENTURE INDUSTRIES	VENTURE INDUSTRIES	VENTURE INDUSTRIES	VENTURE INDUSTRIES	VENTURE INDUSTRIES
b Article number	43528375	43528380	43528381	43528382	43528385	43528390
c Device category	NRVU	NRVU	NRVU	NRVU	NRVU	NRVU
c Device type	UVU	UVU	UVU	UVU	UVU	UVU
d Type of drive	variable speed drive v	variable speed drive v	variable speed drive v	variable speed drive v	variable speed drive v	variable speed drive v
e Type of heat recovery system	not applicable	not applicable	not applicable	not applicable	not applicable	not applicable
f Thermal efficiency of heat recovery [%]	not applicable	not applicable	not applicable	not applicable	not applicable	not applicable
g Reference flow rate in NRVU [m³/s]	1,08	1,82	1,80	1,45	1,42	2,76
h Electric power input [kW]	0,33	2,32	2,12	0,80	0,85	3,51
i SFPint [W/(m²/s)]	306	1276	1178	552	595	1268
j Face velocity [m/s]	2,45	3,67	3,64	2,92	2,88	4,96
k Δps, ext [Pa]	125	613	554	227	256	668
l Δps, int [Pa]	not applicable	not applicable	not applicable	not applicable	not applicable	not applicable
m Δps, add [Pa]	not applicable	not applicable	not applicable	not applicable	not applicable	not applicable
n Static efficiency of fans [%]	40,8	48,0	47,0	41,2	43,0	52,6
o Maximum external leakage rate [%]	0	0	0	0	0	0
p Energy performance	not applicable	not applicable	not applicable	not applicable	not applicable	not applicable
q Visual filter warning	not applicable	not applicable	not applicable	not applicable	not applicable	not applicable
r L _{WA} [dB(A)]	64	74	74	66	68	74
s Internet address	www.ventur.eu	www.ventur.eu	www.ventur.eu	www.ventur.eu	www.ventur.eu	www.ventur.eu

Type	RFV/4-450T/H	RFV/6-450T	RFV/4-500T/L	RFV/6-500S/L	RFV/6-500S/H
a Supplier name	VENTURE INDUSTRIES	VENTURE INDUSTRIES	VENTURE INDUSTRIES	VENTURE INDUSTRIES	VENTURE INDUSTRIES
b Article number	43528350	43528355	43528370	43528372	43528373
c Device category	NRVU	NRVU	NRVU	NRVU	NRVU
c Device type	UVU	UVU	UVU	UVU	UVU
d Type of drive	variable speed drive v	variable speed drive v	variable speed drive v	variable speed drive v	variable speed drive v
e Type of heat recovery system	not applicable	not applicable	not applicable	not applicable	not applicable
f Thermal efficiency of heat recovery [%]	not applicable	not applicable	not applicable	not applicable	not applicable
g Reference flow rate in NRVU [m³/s]	1,35	0,6	1,09	1,21	1,08
h Electric power input [kW]	0,94	0,33	1,16	0,45	0,51
i SFPint [W/(m²/s)]	698	548	1070	368	427
j Face velocity [m/s]	3,43	1,52	2,47	2,76	2,45
k Δps, ext [Pa]	323	197	467	162	180
l Δps, int [Pa]	not applicable	not applicable	not applicable	not applicable	not applicable
m Δps, add [Pa]	not applicable	not applicable	not applicable	not applicable	not applicable
n Static efficiency of fans [%]	46,3	36,0	43,7	43,5	38,1
o Maximum external leakage rate [%]	0	0	0	0	0
p Energy performance	not applicable	not applicable	not applicable	not applicable	not applicable
q Visual filter warning	not applicable	not applicable	not applicable	not applicable	not applicable
r L _{WA} [dB(A)]	75	63	73	67	65
s Internet address	www.ventur.eu	www.ventur.eu	www.ventur.eu	www.ventur.eu	www.ventur.eu


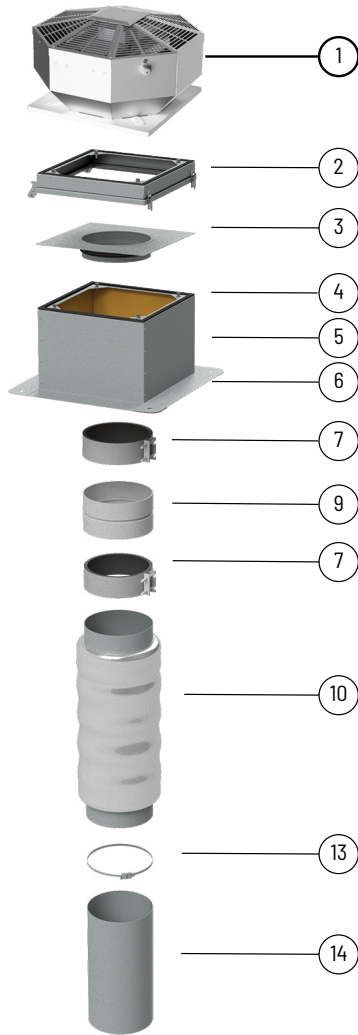
DIMENSIONS



type	A mm	B mm	C mm	ØD mm	H mm	H1 mm
RFV-125S	320	245	300	10	229	15
RFV-160S	320	245	300	10	229	15
RFV-200S	425	330	435	12	230	15
RFV-250x	480	330	435	12	301	15
RFV-315x	550	330	435	12	308	15
RFV-355x	680	450	560	12	390	15
RFV-400x	685	450	560	12	390	15
RFV-450x	750	535	630	12	421	15
RFV-500x	845	590	710	12	461	17
RFV-560x	956	750	900	14	552	43
RFV-630x	1121	750	900	14	630	43



MOUNTING ACCESSORIES - Mounting type A



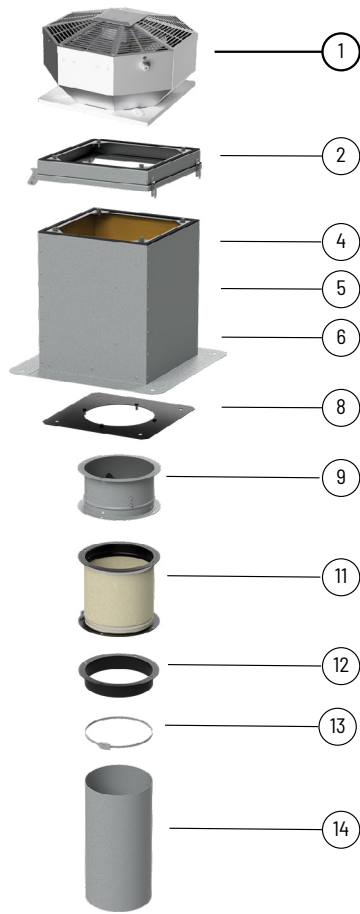
	1	2	3	4	5	6
type	swing module U	plate with stub PZK	flat roof up RSS	flat roof up RS	flat roof up RSA	flat roof up RSA
RFV-125	U 300	PZK-125	RSS 300	RS 300	RSA 300	RSA 300
RFV-160	U 300	PZK-160	RSS 300	RS 300	RSA 300	RSA 300
RFV-200	U 435	PZK-200	RSS 435	RS 435	RSA 435	RSA 435
RFV-250	U 435	PZK-250	RSS 435	RS 435	RSA 435	RSA 435
RFV-315	U 435	PZK-315	RSS 435	RS 435	RSA 435	RSA 435
RFV-355	U 560	-	RSS 560	RS 560	RSA 560	RSA 560
RFV-400	U 560	-	RSS 560	RS 560	RSA 560	RSA 560
RFV-450	U 630	-	RSS 630	RS 630	RSA 630	RSA 630
RFV-500	U 710	-	RSS 710	RS 710	RSA 710	RSA 710
RFV-560	U 905	-	RSS 905	RS 905	RSA 905	RSA 905
RFV-630	U 905	-	RSS 905	RS 905	RSA 905	RSA 905



	7	9	10	13	14
type	anti-vibration bandage ACOP PL	backflow preventer CAR-PL	duct silencer AKU-COMP	duct clips SBF	ventilation duct VENTAL
RFV-125	ACOP PL 125	CAR-PL 125	AKU-COMP 125	SBF 60-135	VENTAL 127
RFV-160	ACOP PL 160	CAR-PL 160	AKU-COMP 160	SBF 60-165	VENTAL 165
RFV-200	ACOP PL 200	CAR-PL 200	AKU-COMP 200	SBF 60-215	VENTAL 203
RFV-250	ACOP PL 250	CAR-PL 250	AKU-COMP 250	SBF 60-325	VENTAL 254
RFV-315	ACOP PL 315	CAR-PL 315	AKU-COMP 315	SBF 60-325	VENTAL 315
RFV-355	-	-	-	-	-
RFV-400	-	-	-	-	-
RFV-450	-	-	-	-	-
RFV-500	-	-	-	-	-
RFV-560	-	-	-	-	-
RFV-630	-	-	-	-	-



MOUNTING ACCESSORIES - Mounting type B



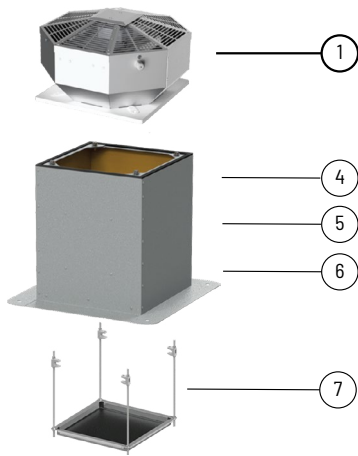
type	swing module U	flat roof up RSS	flat roof up RS	flat roof up RSA	mounting plate P
RFV-125	U 300	RSS 300	RS 300	RSA 300	P 300
RFV-160	U 300	RSS 300	RS 300	RSA 300	P 300
RFV-200	U 435	RSS 435	RS 435	RSA 435	P 435
RFV-250	U 435	RSS 435	RS 435	RSA 435	P 435
RFV-315	U 435	RSS 435	RS 435	RSA 435	P 435
RFV-355	U 560	RSS 560	RS 560	RSA 560	P 560
RFV-400	U 560	RSS 560	RS 560	RSA 560	P 560
RFV-450	U 630	RSS 630	RS 630	RSA 630	P 630
RFV-500	U 710	RSS 710	RS 710	RSA 710	P 710
RFV-560	U 905	RSS 905	RS 905	RSA 905	P 905
RFV-630	U 905	RSS 905	RS 905	RSA 905	P 905



type	backdraught dumper KZD	flexible connector ZDPO	stub pipe K	duct clips SBF	ventilation duct VENTAL
RFV-125	KZD 300	ZDPO 300	K 300	SBF 60-135	VENTAL 165
RFV-160	KZD 300	ZDPO 300	K 300	SBF 60-165	VENTAL 165
RFV-200	KZD 435	ZDPO 435	K 435	SBF 60-215	VENTAL 254
RFV-250	KZD 435	ZDPO 435	K 435	SBF 60-325	VENTAL 254
RFV-315	KZD 435	ZDPO 435	K 435	SBF 60-325	VENTAL 254
RFV-355	KZD 560-N	ZDPO 560	K 560	-	-
RFV-400	KZD 560-N	ZDPO 560	K 560	-	-
RFV-450	KZD 630-N	ZDPO 630	K 630	-	-
RFV-500	KZD 710-N	ZDPO 710	K 710	-	-
RFV-560	KZD 905-N	ZDPO 905	K 905	-	-
RFV-630	KZD 905-N	ZDPO 905	K 905	-	-



MOUNTING ACCESSORIES - Mounting type C



	1	4	5	6	7
type	flat roof up RSS	flat roof up RS	flat roof up RSA	flat roof up RSA	drip tray T
RFV-125	RSS 300	RS 300	RSA 300	RSA 300	T 300
RFV-160	RSS 300	RS 300	RSA 300	RSA 300	T 300
RFV-200	RSS 435	RS 435	RSA 435	RSA 435	T 435
RFV-250	RSS 435	RS 435	RSA 435	RSA 435	T 435
RFV-315	RSS 435	RS 435	RSA 435	RSA 435	T 435
RFV-355	RSS 560	RS 560	RSA 560	RSA 560	T 560
RFV-400	RSS 560	RS 560	RSA 560	RSA 560	T 560
RFV-450	RSS 630	RS 630	RSA 630	RSA 630	T 630
RFV-500	RSS 710	RS 710	RSA 710	RSA 710	T 710
RFV-560	RSS 905	RS 905	RSA 905	RSA 905	T 905
RFV-630	RSS 905	RS 905	RSA 905	RSA 905	T 905

Article numbers

43527200	U 300	43526510	RSS 300	40521815	ACOP PL 125	40521020-01	CAR-PL 125	40521520	AKU-COMP 125	18520165-01	SBF 60-165
43527210	U 435	43526520	RSS 435	40521820	ACOP PL 160	40521030-01	CAR-PL 160	40521530	AKU-COMP 160	18520215-01	SBF 60-215
43527220	U 560	43526530	RSS 560	40521825	ACOP PL 200	40521040-01	CAR-PL 200	40521540	AKU-COMP 200	18520325-01	SBF 60-325
43527230	U 630	43526540	RSS 630	40521830	ACOP PL 250	40521050-01	CAR-PL 250	40521550	AKU-COMP 250	11027127	VENTAL 127
43527240	U 710	43526550	RSS 710	40521835	ACOP PL 315	40521060-01	CAR-PL 315	40521560	AKU-COMP 315	11027165	VENTAL 165
43527250	U 905	43526560	RSS 905	43526300	P 300	43527300	KZD 300	43527400	ZDPO 300	11027203	VENTAL 203
43528610	PZK-125	43526010	RS 300	43526310	P 435	43527310	KZD 435	43527410	ZDPO 435	11027254	VENTAL 254
43528620	PZK-160	43526020	RS 435	43526320	P 560	43527320	KZD 560	43527420	ZDPO 560	11027315	VENTAL 315
43528630	PZK-200	43526030	RS 560	43526330	P 630	43527330	KZD 630	43527430	ZDPO 630	43527500	T 300
43528640	PZK-250	43526040	RS 630	43526340	P 710	43527340	KZD 710	43527440	ZDPO 710	43527510	T 435
43528650	PZK-315	43526050	RS 710	43526350	P 905	43527350	KZD 905	43527450	ZDPO 905	43527520	T 560
		43526060	RS 905					43526400	K 300	43527530	T 630
		43526110	RSA 300					43526410	K 435	43527540	T 710
		43526120	RSA 435					43526420	K 560	43527550	T 905
		43526130	RSA 560					43526430	K 630		
		43526140	RSA 630					43526440	K 710		
		43526150	RSA 710					43526450	K 905		
		43526160	RSA 905								



ELECTRICAL ACCESSORIES



type	wall thermostat	duct thermostat	air quality sensor	humidistat	thyristor regulatory	rthyristor regulator	thyristor regulator	2-pos 6-speed thyristor regulator
	TS	TK-21	SQA	HIG-2	REB N	REB NE	VREB	RND-1
RFV/2-125S	TS	TK-21	SQA	HIG-2	REB-1N	REB-1NE	VREB 1.5H	RND-1
RFV/4-125S	TS	TK-21	SQA	HIG-2	REB-1N	REB-1NE	VREB 1.5H	RND-1
RFV/2-160S	TS	TK-21	SQA	HIG-2	REB-1N	REB-1NE	VREB 1.5H	RND-1
RFV/2-160S	TS	TK-21	SQA	HIG-2	REB-1N	REB-1NE	VREB 1.5H	RND-1
RFV/4-160S	TS	TK-21	SQA	HIG-2	REB-1N	REB-1NE	VREB 1.5H	RND-1
RFV/2-200S	TS	TK-21	SQA	HIG-2	REB-2,5N	REB-2,5NE	VREB 1.5H	RND-1
RFV/4-200S	TS	TK-21	SQA	HIG-2	REB-1N	REB-1NE	VREB 1.5H	RND-1
RFV/4-250S	TS	TK-21	SQA	HIG-2	REB-2,5N	REB-2,5NE	VREB 2.5H	RND-1
RFV/4-250T	TS + DILM7-10	TK-21 + DILM7-10	SQA + DILM7-10	HIG-2 + DILM7-10	-	-	-	-
RFV/6-250S	TS	TK-21	SQA	HIG-2	REB-1N	REB-1NE	VREB 1.5H	RND-1
RFV/4-315S	TS	TK-21	SQA	HIG-2	REB-2,5N	REB-2,5NE	VREB 2.5H	RND-1
RFV/4-315T	TS + DILM7-10	TK-21 + DILM7-10	SQA + DILM7-10	HIG-2 + DILM7-10	-	-	-	-
RFV/6-315S	TS	TK-21	SQA	HIG-2	REB-1N	REB-1NE	VREB 1.5H	RND-1
RFV/4-355S	TS	TK-21	SQA	HIG-2	REB-5	-	-	-
RFV/4-355T	TS + DILM7-10	TK-21 + DILM7-10	SQA + DILM7-10	HIG-2 + DILM7-10	-	-	-	-
RFV/6-355T	TS + DILM7-10	TK-21 + DILM7-10	SQA + DILM7-10	HIG-2 + DILM7-10	-	-	-	-
RFV/4-400S	TS	TK-21	SQA	HIG-2	REB-5	-	-	-
RFV/4-400T	TS + DILM7-10	TK-21 + DILM7-10	SQA + DILM7-10	HIG-2 + DILM7-10	-	-	-	-
RFV/6-400S	TS	TK-21	SQA	HIG-2	REB-2,5N	REB-2,5NE	VREB 2.5H	RND-1
RFV/6-400T	TS + DILM7-10	TK-21 + DILM7-10	SQA + DILM7-10	HIG-2 + DILM7-10	-	-	-	-
RFV/4-450S	TS	TK-21	SQA	HIG-2	REB-10	-	-	-
RFV/4-450T	TS + DILM7-10	TK-21 + DILM7-10	SQA + DILM7-10	HIG-2 + DILM7-10	-	-	-	-
RFV/4-450T	TS + DILM7-10	TK-21 + DILM7-10	SQA + DILM7-10	HIG-2 + DILM7-10	-	-	-	-
RFV/6-450T	TS + DILM7-10	TK-21 + DILM7-10	SQA + DILM7-10	HIG-2 + DILM7-10	-	-	-	-
RFV/4-500T	TS + DILM7-10	TK-21 + DILM7-10	SQA + DILM7-10	HIG-2 + DILM7-10	-	-	-	-
RFV/6-500S	TS	TK-21	SQA	HIG-2	REB-5	-	-	-
RFV/6-500S	TS	TK-21	SQA	HIG-2	REB-5	-	-	-
RFV/6-500T	TS + DILM7-10	TK-21 + DILM7-10	SQA + DILM7-10	HIG-2 + DILM7-10	-	-	-	-
RFV/4-560T	TS + DILM7-10	TK-21 + DILM7-10	SQA + DILM7-10	HIG-2 + DILM7-10	-	-	-	-
RFV/4-560T	TS + DILM7-10	TK-21 + DILM7-10	SQA + DILM7-10	HIG-2 + DILM7-10	-	-	-	-
RFV/6-560S	TS	TK-21	SQA	HIG-2	REB-5	-	-	-
RFV/6-560T	TS + DILM7-10	TK-21 + DILM7-10	SQA + DILM7-10	HIG-2 + DILM7-10	-	-	-	-
RFV/6-630T	TS + DILM7-10	TK-21 + DILM7-10	SQA + DILM7-10	HIG-2 + DILM7-10	-	-	-	-

Article numbers

91040997 DILM7-10

40025345 TS
40025320 TK-21
40025140 SQA
40025150 HIG-2

40025010 REB-1N
40025030 REB-2,5N
40025051 REB-5
40025055 REB-10
40025020 REB-1NE
40025040 REB-2,5NE

40025830 VREB 1.5H
40025840 VREB 2.5H

40025630 RND-1



ELECTRICAL ACCESSORIES



type	regulator	transformer regulator	transformer regulator	transformer regulator	2-adjustable transformer regulator	inverter	service switch	service switch
	ERV	RMB	RVS	RMT	SC2A	L	R-S	RS
RFV/2-125S	ERV 3	RMB 1,5	RVS 1,5	-	SC2A1-15L25	-	R-S 1-F + SP, 10A	RS 1F-2B SP 16A
RFV/4-125S	ERV 3	RMB 1,5	RVS 1,5	-	SC2A1-15L25	-	R-S 1-F + SP, 10A	RS 1F-2B SP 16A
RFV/2-160S	ERV 3	RMB 1,5	RVS 1,5	-	SC2A1-15L25	-	R-S 1-F + SP, 10A	RS 1F-2B SP 16A
RFV/2-160S	ERV 3	RMB 1,5	RVS 1,5	-	SC2A1-15L25	-	R-S 1-F + SP, 10A	RS 1F-2B SP 16A
RFV/4-160S	ERV 3	RMB 1,5	RVS 1,5	-	SC2A1-15L25	-	R-S 1-F + SP, 10A	RS 1F-2B SP 16A
RFV/2-200S	ERV 3	RMB 1,5	RVS 1,5	-	SC2A1-25L25	-	R-S 1-F + SP, 10A	RS 1F-2B SP 16A
RFV/4-200S	ERV 3	RMB 1,5	RVS 1,5	-	SC2A1-15L25	-	R-S 1-F + SP, 10A	RS 1F-2B SP 16A
RFV/4-250S	ERV 3	RMB 1,5	RVS 1,5	-	SC2A1-15L25	-	R-S 1-F + SP, 10A	RS 1F-2B SP 16A
RFV/4-250T	-	-	-	RMT 1,5	SC2A4-15L55	L 0.4kW	-	RS 3F-3B SP 10A
RFV/6-250S	ERV 3	RMB 1,5	RVS 1,5	-	SC2A1-15L25	-	R-S 1-F + SP, 10A	RS 1F-2B SP 16A
RFV/4-315S	ERV 3	RMB 3,5	RVS 3	-	SC2A1-25L25	-	R-S 1-F + SP, 10A	RS 1F-2B SP 16A
RFV/4-315T	-	-	-	RMT 1,5	SC2A4-15L55	L 0.4kW	-	RS 3F-3B SP 10A
RFV/6-315S	ERV 3	RMB 1,5	RVS 1,5	-	SC2A1-15L25	-	R-S 1-F + SP, 10A	RS 1F-2B SP 16A
RFV/4-355S	ERV 3	RMB 3,5	RVS 3	-	SC2A1-25L25	-	R-S 1-F + SP, 10A	RS 1F-2B SP 16A
RFV/4-355T	-	-	-	RMT 1,5	SC2A4-15L55	L 0.4kW	-	RS 3F-3B SP 10A
RFV/6-355T	-	-	-	RMT 1,5	SC2A4-15L55	L 0.4kW	-	RS 3F-3B SP 10A
RFV/4-400S	ERV 3	RMB 3,5	RVS 3	-	SC2A1-35L25	-	R-S 1-F + SP, 10A	RS 1F-2B SP 16A
RFV/4-400T	-	-	-	RMT 1,5	SC2A4-15L55	L 0.75kW	-	RS 3F-3B SP 10A
RFV/6-400S	ERV 3	RMB 1,5	RVS 3	-	SC2A1-15L25	-	R-S 1-F + SP, 10A	RS 1F-2B SP 16A
RFV/6-400T	-	-	-	RMT 1,5	SC2A4-15L55	L 0.4kW	-	RS 3F-3B SP 10A
RFV/4-450S	ERV 10	RMB 8	RVS 7	-	SC2A1-75L25	-	R-S 1-F + SP, 10A	RS 1F-2B SP 16A
RFV/4-450T	-	-	-	RMT 2,5	SC2A4-25L55	L 0.75kW	-	RS 3F-3B SP 10A
RFV/4-450T	-	-	-	RMT 5	SC2A4-40L55	L 1,5kW	-	RS 3F-3B SP 10A
RFV/6-450T	-	-	-	RMT 1,5	SC2A4-15L55	L 0.4kW	-	RS 3F-3B SP 10A
RFV/4-500T	-	-	-	RMT 5	SC2A4-40L55	L 1,5kW	-	RS 3F-3B SP 10A
RFV/6-500S	ERV 3	RMB 3,5	RVS 3	-	SC2A1-35L25	-	R-S 1-F + SP, 10A	RS 1F-2B SP 16A
RFV/6-500S	ERV 3	RMB 3,5	RVS 3	-	SC2A1-35L25	-	R-S 1-F + SP, 10A	RS 1F-2B SP 16A
RFV/6-500T	-	-	-	RMT 1,5	SC2A4-15L55	L 0.4kW	-	RS 3F-3B SP 10A
RFV/4-560T	-	-	-	RMT 8	SC2A4-60L55	L 2,2kW	-	RS 3F-3B SP 10A
RFV/4-560T	-	-	-	RMT 8	SC2A4-60L55	L 2,2kW	-	RS 3F-3B SP 10A
RFV/6-560S	ERV5	RMB 8	RVS 7	-	SC2A1-50L25	-	R-S 1-F + SP, 10A	RS 1F-2B SP 16A
RFV/6-560T	-	-	-	RMT 2,5	SC2A4-25L55	L 0.75kW	-	RS 3F-3B SP 10A
RFV/6-630T	-	-	-	RMT 8	SC2A4-60L55	L 2,2kW	-	RS 3F-3B SP 10A

Article numbers

40025046 ERV 3	40025060 RMB 1,5	40025251 SC2A1-15L25	40016302 L 0.4kW	91040907-01 R-S 1-F + SP, 10A	91040907-02 RS 1F-2B SP 16A
40025053 ERV 5	40025070 RMB 3,5	40025253 SC2A1-25L25	40016312 L 0,75kW		91040908-01 RS 3F-3B SP 10A
40025054 ERV 10	40025080 RMB 8	40025255 SC2A1-35L25	40016322 L 1,5kW		
	40025232 RVS 1,5	40025257 SC2A1-50L25	40016332 L 2,2kW		
	40025234 RVS 3	40025259 SC2A1-75L25			
	40025236 RVS 7	40025270 SC2A4-15L55			
	40025100 RMT 1,5	40025272 SC2A4-25L55			
	40025105 RMT 2,5	40025274 SC2A4-40L55			
	40025115 RMT 5	40025276 SC2A4-60L55			
	40025120 RMT 8				