

APPLICATION

EBA fans comply with the requirements of ATEX Directive 2014/34/UE, are designed for use in hazard zones excluding mines and mining pits, meets the requirements of group II category 2G/3G - zone 1 and/or 2 and category 2D/3D - zone 21 and/or 22.

ATEX marking:

II 2G Ex h IIB+H2 T3 Gb lub II 2D Ex h IIIC T125°C Db
II 2G Ex h IIB+H2 T4 Gb on request

CONSTRUCTION

- medium-pressure centrifugal fan with direct drive,
- aluminium sheet impeller with forward curved blades, dynamically balanced according to ISO 1940-1,
- the housing is cast with aluminium alloy,
- galvanized protective mesh at the inlet and outlet,
- model 600 is equipped with a motor support,
- painted in RAL 9005,
- maximum temperature of the transported medium is 60°C,
- ambient temperature range from -20°C do +40°C,
- figure LG270.

MOTOR

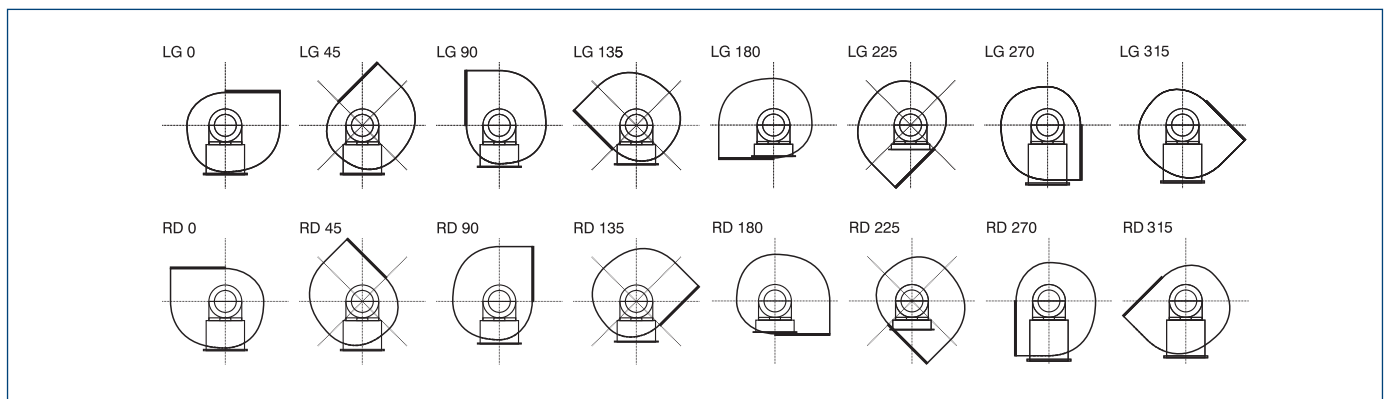
- asynchronous, single-phase, 230V, 50Hz,
- asynchronous, three-phase, 230/400V 50Hz, 400/690V 50Hz, 265/460V 60Hz, 460V 60Hz (depending on the model),
- single-speed, 2 or 4 poles,
- double-speed (depending on the model), 2/4 poles,
- degree of protection IP55 (fans of 2G category),
- degree of protection IP65 or IP66 (fans of 2D category, depending on the model),
- degree of protection IP66 (fans of 2G and 2D category suitable for frequency regulation),
- insulation class F,
- thermal protection PTC,
- VFD models suitable for frequency regulation.

ON REQUEST

- optional position LG/RD,
- painting in a different colour,
- different motor degree of protection.



FIGURES



TECHNICAL CHARACTERISTICS

| Type | airflow max | pressure max | rated power | speed | maximum absorbed current | voltage | supply frequency | sound pressure level* | weight | article number |
|--------------------------------|-------------|--------------|-------------|-----------|--------------------------|----------|------------------|-----------------------|--------|----------------|
| | [m³/h] | [Pa] | [kW] | [r.p.m.] | [A] | [V] | [Hz] | [dB(A)] | [kg] | |
| II 2G Ex h IIB+H2 T3 Gb | | | | | | | | | | |
| EBA-2-25S | 370 | 1150 | 0,18 | 2870 | 1,5 | 230 | 50 | 70 | 14 | 45519020 |
| EBA-2-25T | 370 | 1150 | 0,18 | 2820 | 1,05 / 0,60 | 230/400 | 50 | 70 | 12 | 45519000 |
| EBA-2-25T VFD | 370 | 1150 | 0,18 | 2825 | 1,07 / 0,62 | 230/400 | 50 | 70 | 14 | 45519010 |
| EBA-2-25T VFD | 370 | 1150 | 0,22 | 3390 | 1,07 / 0,62 | 265/460 | 60 | 70 | 14 | 45519040 |
| EBA-4-25S | 185 | 290 | 0,12 | 1380 | 1,1 | 230 | 50 | 55 | 14 | 45519021 |
| EBA-4-25T | 185 | 290 | 0,12 | 1415 | 1,15 / 0,65 | 230/400 | 50 | 55 | 12 | 45519001 |
| EBA-4-25T VFD | 185 | 290 | 0,12 | 1370 | 0,76 / 0,44 | 230/400 | 50 | 55 | 14 | 45519011 |
| EBA-4-25T VFD | 185 | 290 | 0,15 | 1650 | 0,76 / 0,44 | 265/460 | 60 | 55 | 14 | 45519041 |
| EBA-2-30S | 600 | 1150 | 0,25 | 2800 | 1,81 | 230 | 50 | 70 | 16 | 45519120 |
| EBA-2-30T | 710 | 1250 | 0,25 | 2870 | 1,55 / 0,90 | 230/400 | 50 | 70 | 14 | 45519100 |
| EBA-2-30T VFD | 710 | 1250 | 0,25 | 2750 | 1,28 / 0,74 | 230/400 | 50 | 70 | 16 | 45519110 |
| EBA-2-30T VFD | 710 | 1250 | 0,3 | 3300 | 1,28 / 0,74 | 265/460 | 60 | 70 | 16 | 45519140 |
| EBA-4-30S | 300 | 290 | 0,12 | 1380 | 1,1 | 230 | 50 | 55 | 16 | 45519121 |
| EBA-4-30T | 355 | 315 | 0,12 | 1415 | 1,15 / 0,65 | 230/400 | 50 | 55 | 14 | 45519101 |
| EBA-4-30T VFD | 355 | 315 | 0,12 | 1370 | 0,76 / 0,44 | 230/400 | 50 | 55 | 16 | 45519111 |
| EBA-4-30T VFD | 355 | 315 | 0,15 | 1650 | 0,76 / 0,44 | 265/460 | 60 | 55 | 16 | 45519141 |
| EBA-2-40S | 1000 | 1880 | 0,55 | 2840 | 3,42 | 230 | 50 | 73 | 20 | 45519220 |
| EBA-2-40T | 1050 | 1850 | 0,55 | 2800 | 2,60 / 1,50 | 230/400 | 50 | 73 | 18 | 45519200 |
| EBA-2-40T VFD | 1050 | 1850 | 0,55 | 2840 | 2,51 / 1,45 | 230/400 | 50 | 73 | 19 | 45519210 |
| EBA-2-40T VFD | 1050 | 1850 | 0,66 | 3400 | 2,51 / 1,45 | 265/460 | 60 | 73 | 19 | 45519240 |
| EBA-4-40S | 500 | 470 | 0,25 | 1450 | 2 | 230 | 50 | 58 | 20 | 45519221 |
| EBA-4-40T | 525 | 465 | 0,25 | 1370 | 1,50 / 0,85 | 230/400 | 50 | 58 | 17 | 45519201 |
| EBA-4-40T VFD | 525 | 465 | 0,25 | 1425 | 1,65 / 0,95 | 230/400 | 50 | 58 | 19 | 45519211 |
| EBA-4-40T VFD | 525 | 465 | 0,3 | 1710 | 1,65 / 0,95 | 265/460 | 60 | 58 | 19 | 45519241 |
| EBA-2/4-40T | 1050/525 | 1850/465 | 0,5/0,14 | 2800/1410 | 1,9 / 0,45 | 400 | 50 | 73/58 | 19 | 45519230 |
| EBA-2-75S | 720 | 2390 | 0,55 | 2840 | 3,42 | 230 | 50 | 75 | 19 | 45519320 |
| EBA-2-75T | 1060 | 2500 | 0,55 | 2800 | 2,60 / 1,50 | 230/400 | 50 | 75 | 17 | 45519300 |
| EBA-2-75T VFD | 1060 | 2500 | 0,55 | 2840 | 2,51 / 1,45 | 230/400 | 50 | 75 | 19 | 45519310 |
| EBA-2-75T VFD | 1060 | 2500 | 0,66 | 3400 | 2,51 / 1,45 | 265/460 | 60 | 75 | 19 | 45519340 |
| EBA-4-75S | 530 | 600 | 0,25 | 1450 | 2 | 230 | 50 | 60 | 19 | 45519321 |
| EBA-4-75T | 555 | 625 | 0,25 | 1370 | 1,50 / 0,85 | 230/400 | 50 | 60 | 16 | 45519301 |
| EBA-4-75T VFD | 555 | 625 | 0,25 | 1425 | 1,65 / 0,95 | 230/400 | 50 | 60 | 18 | 45519311 |
| EBA-4-75T VFD | 555 | 625 | 0,3 | 1710 | 1,65 / 0,95 | 265/460 | 60 | 60 | 18 | 45519341 |
| EBA-2/4-75T | 1060/555 | 2500/625 | 0,5/0,14 | 2800/1410 | 1,9 / 0,45 | 400 | 50 | 75/60 | 19 | 45519330 |
| EBA-2-110S | 1040 | 2470 | 0,75 | 2860 | 4,55 | 230 | 50 | 78 | 22 | 45519420 |
| EBA-2-110T | 1140 | 2470 | 0,75 | 2710 | 3,10 / 1,80 | 230/400 | 50 | 78 | 21 | 45519400 |
| EBA-2-110T VFD | 1140 | 2470 | 0,75 | 2870 | 3,46 / 2,00 | 230/400 | 50 | 78 | 23 | 45519410 |
| EBA-2-110T VFD | 1140 | 2470 | 0,9 | 3450 | 3,46 / 2,00 | 265/460 | 60 | 78 | 23 | 45519440 |
| EBA-4-110S | 620 | 620 | 0,55 | 1440 | 3,7 | 230 | 50 | 63 | 23 | 45519421 |
| EBA-4-110T | 640 | 620 | 0,55 | 1360 | 2,60 / 1,50 | 230/400 | 50 | 63 | 20 | 45519401 |
| EBA-4-110T VFD | 640 | 620 | 0,55 | 1390 | 3,03 / 1,75 | 230/400 | 50 | 63 | 23 | 45519411 |
| EBA-4-110T VFD | 640 | 620 | 0,66 | 1670 | 3,03 / 1,75 | 265/460 | 60 | 63 | 23 | 45519441 |
| EBA-2/4-110T | 1140/640 | 2470/620 | 0,75/0,18 | 2800/1415 | 2,26 / 0,5 | 400 | 50 | 78/63 | 23 | 45519430 |
| EBA-2-220S | 2180 | 3055 | 1,5 | 2810 | 9,75 | 230 | 50 | 79 | 44 | 45519520 |
| EBA-2-220T | 2315 | 3230 | 1,5 | 2850 | 6,1 / 3,5 | 230/400 | 50 | 79 | 43 | 45519500 |
| EBA-2-220T VFD | 2315 | 3230 | 1,5 | 2870 | 6,40 / 3,70 | 230/400, | 50 | 79 | 44 | 45519510 |
| EBA-2-220T VFD | 2315 | 3230 | 1,8 | 3450 | 6,40 / 3,70 | 265/460 | 60 | 79 | 44 | 45519540 |
| EBA-4-220S | 1090 | 765 | 1,1 | 1440 | 7,6 | 230 | 50 | 64 | 45 | 45519521 |
| EBA-4-220T | 1160 | 810 | 1,1 | 1405 | 2,7 | 400 | 50 | 64 | 43 | 45519501 |
| EBA-4-220T VFD | 1160 | 810 | 1,1 | 1420 | 5,7 / 3,3 | 230/400 | 50 | 64 | 44 | 45519511 |
| EBA-4-220T VFD | 1160 | 810 | 1,3 | 1700 | 5,7 / 3,3 | 265/460 | 60 | 64 | 44 | 45519541 |
| EBA-2/4-220T | 2315/1160 | 3230/810 | 1,5/0,37 | 2820/1420 | 4,0 / 1,0 | 400 | 50 | 79/64 | 44 | 45519530 |
| EBA-2-300S | 1850 | 3240 | 1,5 | 2810 | 9,75 | 230 | 50 | 79 | 41 | 45519620 |
| EBA-2-300T | 1750 | 3380 | 1,5 | 2850 | 6,1 / 3,5 | 230/400 | 50 | 79 | 40 | 45519600 |

* sound pressure measured at a distance of 1,5m from the fan at q=2/3*Qmax.

TECHNICAL CHARACTERISTICS

| Type | airflow max | pressure max | rated power | speed | maximum absorbed current | voltage | supply frequency | sound pressure level* | weight | article number |
|----------------------------------|-------------|--------------|-------------|-----------|--------------------------|---------|------------------|-----------------------|--------|----------------|
| | [m³/h] | [Pa] | [kW] | [r.p.m.] | [A] | [V] | [Hz] | [dB(A)] | [kg] | |
| EBA-2-300T VFD | 1750 | 3380 | 1,5 | 2870 | 6,40 / 3,70 | 230/400 | 50 | 79 | 41 | 45519610 |
| EBA-2-300T VFD | 1750 | 3380 | 1,8 | 3450 | 6,40 / 3,70 | 265/460 | 60 | 79 | 41 | 45519640 |
| EBA-4-300S | 925 | 810 | 1,1 | 1440 | 7,6 | 230 | 50 | 64 | 42 | 45519621 |
| EBA-4-300T | 1080 | 845 | 1,1 | 1405 | 2,7 | 400 | 50 | 64 | 40 | 45519601 |
| EBA-4-300T VFD | 1080 | 845 | 1,1 | 1420 | 5,7 / 3,3 | 230/400 | 50 | 64 | 41 | 45519611 |
| EBA-4-300T VFD | 1080 | 845 | 1,3 | 1700 | 5,7 / 3,3 | 265/460 | 60 | 64 | 41 | 45519641 |
| EBA-2/4-300T | 1750/1080 | 3380/845 | 1,5/0,37 | 2820/1420 | 4,0 / 1,0 | 400 | 50 | 79/64 | 41 | 45519630 |
| EBA-2-400T | 3590 | 3900 | 4 | 2875 | 7,5 | 400 | 50 | 84 | 66 | 45519700 |
| EBA-2-400T VFD | 3590 | 3900 | 4 | 2900 | 15,9 / 9,2 | 230/400 | 50 | 84 | 66 | 45519710 |
| EBA-2-400T VFD | 3590 | 3900 | 4,8 | 3480 | 15,9 / 9,2 | 265/460 | 60 | 84 | 66 | 45519740 |
| EBA-4-400S | 1740 | 965 | 2,2 | 1430 | 12,6 | 230 | 50 | 69 | 59 | 45519721 |
| EBA-4-400T | 1795 | 950 | 2,2 | 1425 | 9,0 / 5,2 | 230/400 | 50 | 69 | 56 | 45519701 |
| EBA-4-400T VFD | 1795 | 950 | 2,2 | 1420 | 9,0 / 5,2 | 230/400 | 50 | 69 | 73 | 45519711 |
| EBA-4-400T VFD | 1795 | 950 | 2,6 | 1700 | 9,0 / 5,2 | 265/460 | 60 | 69 | 73 | 45519741 |
| EBA-2/4-400T | 3590/1795 | 3900/950 | 4,4/1,1 | 2900/1425 | 9,5 / 2,4 | 400 | 50 | 84/69 | 71 | 45519730 |
| EBA-2-600T | 6040 | 6100 | 11 | 2920 | 20,1 | 400 | 50 | 90 | 163 | 45519800 |
| EBA-2-600T VFD | 6040 | 6100 | 11 | 2940 | 37,1 / 21,4 | 400/690 | 50 | 90 | 124 | 45519810 |
| EBA-2-600T VFD | 6040 | 6100 | 13,2 | 3530 | 37,1 / 21,4 | 460 | 60 | 90 | 124 | 45519840 |
| EBA-4-600T | 3020 | 1525 | 5,5 | 1455 | 11,1 | 400 | 50 | 75 | 125 | 45519801 |
| EBA-4-600T VFD | 3020 | 1525 | 5,5 | 1455 | 19,9 / 11,5 | 400/690 | 50 | 75 | 105 | 45519811 |
| EBA-4-600T VFD | 3020 | 1525 | 6,6 | 1750 | 19,9 / 11,5 | 460 | 60 | 75 | 105 | 45519841 |
| EBA-2/4-600T | 6040/3020 | 6100/1525 | 12/3 | 2930/1450 | 25,9 / 7,9 | 400 | 50 | 90/75 | 163 | 45519830 |
| II 2D Ex h IIIC T125°C Db | | | | | | | | | | |
| EBA-2-25S | 370 | 1150 | 0,18 | 2870 | 1,5 | 230 | 50 | 70 | 14 | 45519025 |
| EBA-2-25T | 370 | 1150 | 0,18 | 2820 | 1,05 / 0,60 | 230/400 | 50 | 70 | 12 | 45519005 |
| EBA-2-25T VFD | 370 | 1150 | 0,18 | 2825 | 1,07 / 0,62 | 230/400 | 50 | 70 | 14 | 45519015 |
| EBA-2-25T VFD | 370 | 1150 | 0,22 | 2825 | 1,07 / 0,62 | 265/460 | 60 | 70 | 14 | 45519045 |
| EBA-4-25S | 185 | 290 | 0,12 | 1380 | 1,1 | 230 | 50 | 55 | 14 | 45519026 |
| EBA-4-25T | 185 | 290 | 0,12 | 1415 | 1,15 / 0,65 | 230/400 | 50 | 55 | 12 | 45519006 |
| EBA-4-25T VFD | 185 | 290 | 0,12 | 1370 | 0,76 / 0,44 | 230/400 | 50 | 55 | 14 | 45519016 |
| EBA-4-25T VFD | 185 | 290 | 0,15 | 1370 | 0,76 / 0,44 | 265/460 | 60 | 55 | 14 | 45519046 |
| EBA-2-30S | 600 | 1150 | 0,25 | 2800 | 1,81 | 230 | 50 | 70 | 16 | 45519125 |
| EBA-2-30T | 710 | 1250 | 0,25 | 2870 | 1,55 / 0,90 | 230/400 | 50 | 70 | 14 | 45519105 |
| EBA-2-30T VFD | 710 | 1250 | 0,25 | 2750 | 1,28 / 0,74 | 230/400 | 50 | 70 | 16 | 45519115 |
| EBA-2-30T VFD | 710 | 1250 | 0,3 | 2750 | 1,28 / 0,74 | 265/460 | 60 | 70 | 16 | 45519145 |
| EBA-4-30S | 300 | 290 | 0,12 | 1380 | 1,1 | 230 | 50 | 55 | 16 | 45519126 |
| EBA-4-30T | 355 | 315 | 0,12 | 1415 | 1,15 / 0,65 | 230/400 | 50 | 55 | 14 | 45519106 |
| EBA-4-30T VFD | 355 | 315 | 0,12 | 1370 | 0,76 / 0,44 | 230/400 | 50 | 55 | 16 | 45519116 |
| EBA-4-30T VFD | 355 | 315 | 0,15 | 1370 | 0,76 / 0,44 | 265/460 | 60 | 55 | 16 | 45519146 |
| EBA-2-40S | 1000 | 1880 | 0,55 | 2840 | 3,42 | 230 | 50 | 73 | 20 | 45519225 |
| EBA-2-40T | 1050 | 1850 | 0,55 | 2800 | 2,60 / 1,50 | 230/400 | 50 | 73 | 18 | 45519205 |
| EBA-2-40T VFD | 1050 | 1850 | 0,55 | 2840 | 2,51 / 1,45 | 230/400 | 50 | 73 | 18 | 45519215 |
| EBA-2-40T VFD | 1050 | 1850 | 0,66 | 2840 | 2,51 / 1,45 | 265/460 | 60 | 73 | 18 | 45519245 |
| EBA-4-40S | 500 | 470 | 0,25 | 1450 | 2 | 230 | 50 | 58 | 20 | 45519226 |
| EBA-4-40T | 525 | 465 | 0,25 | 1370 | 1,50 / 0,85 | 230/400 | 50 | 58 | 17 | 45519206 |
| EBA-4-40T VFD | 525 | 465 | 0,25 | 1425 | 1,65 / 0,95 | 230/400 | 50 | 58 | 19 | 45519216 |
| EBA-4-40T VFD | 525 | 465 | 0,3 | 1425 | 1,65 / 0,95 | 265/460 | 60 | 58 | 19 | 45519246 |
| EBA-2/4-40T | 1050/525 | 1850/465 | 0,5/0,14 | 2800/1410 | 1,9 / 0,45 | 400 | 50 | 73/58 | 19 | 45519235 |
| EBA-2-75S | 720 | 2390 | 0,55 | 2840 | 3,42 | 230 | 50 | 75 | 19 | 45519325 |
| EBA-2-75T | 1060 | 2500 | 0,55 | 2800 | 2,60 / 1,50 | 230/400 | 50 | 75 | 17 | 45519305 |
| EBA-2-75T VFD | 1060 | 2500 | 0,55 | 2840 | 2,51 / 1,45 | 230/400 | 50 | 75 | 17 | 45519315 |
| EBA-2-75T VFD | 1060 | 2500 | 0,66 | 2840 | 2,51 / 1,45 | 265/460 | 60 | 75 | 17 | 45519345 |
| EBA-4-75S | 530 | 600 | 0,25 | 1450 | 2 | 230 | 50 | 60 | 19 | 45519326 |
| EBA-4-75T | 555 | 625 | 0,25 | 1370 | 1,50 / 0,85 | 230/400 | 50 | 60 | 16 | 45519306 |
| EBA-4-75T VFD | 555 | 625 | 0,25 | 1425 | 1,65 / 0,95 | 230/400 | 50 | 60 | 18 | 45519316 |

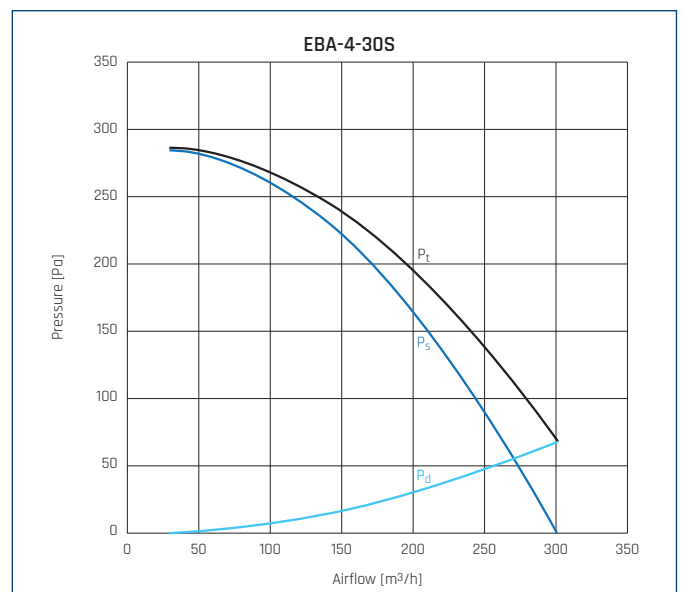
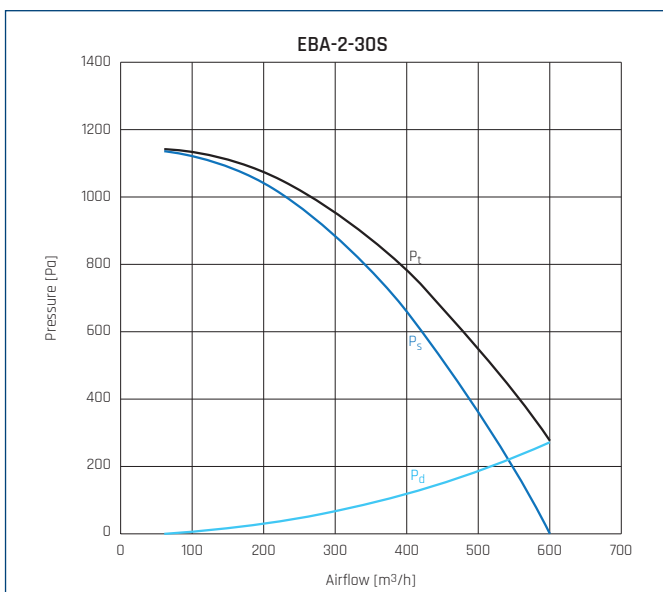
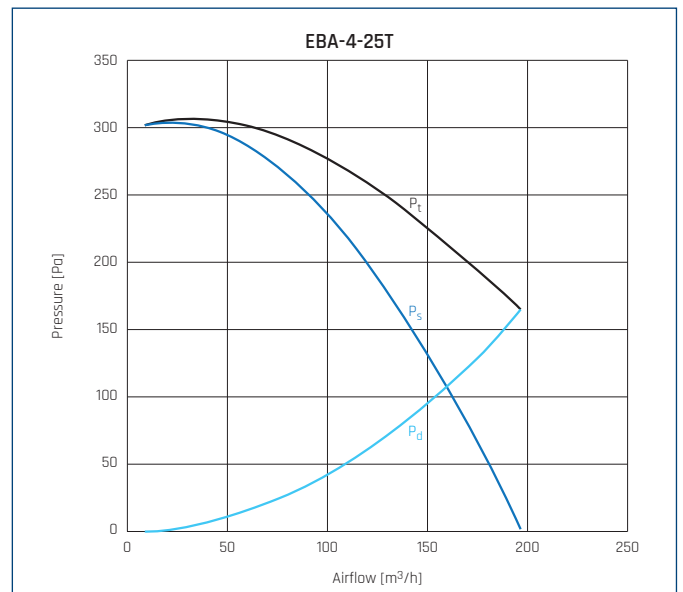
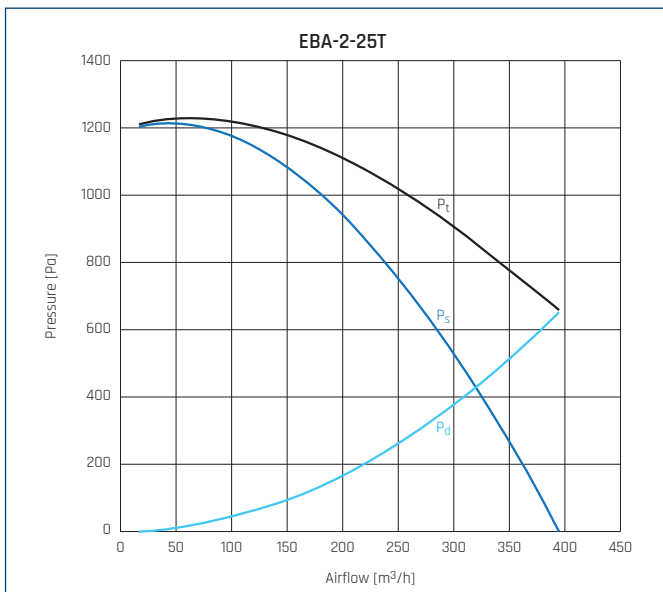
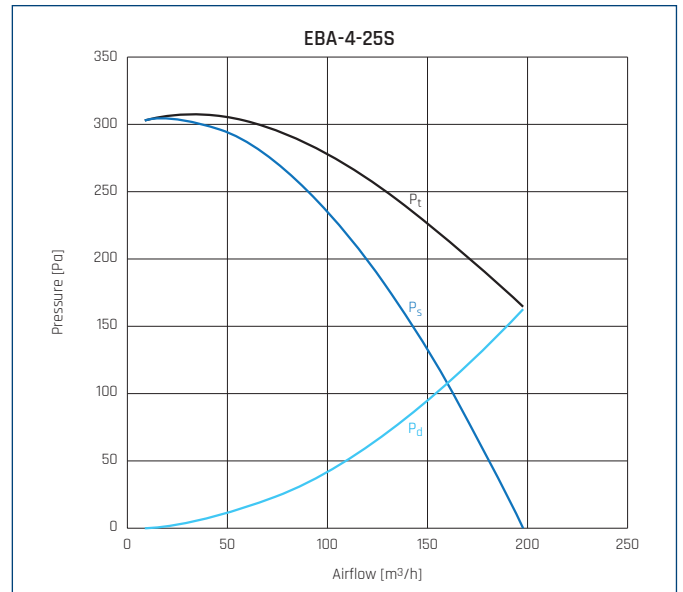
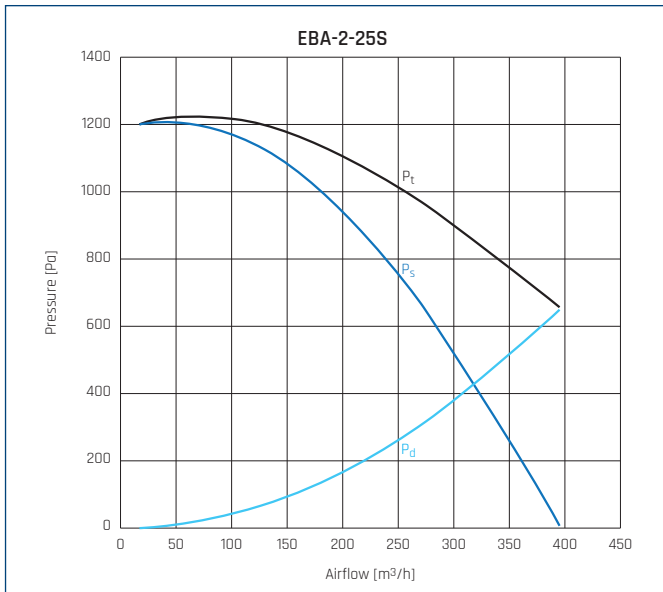
* sound pressure measured at a distance of 1,5m from the fan at q=2/3*Qmax.

TECHNICAL CHARACTERISTICS

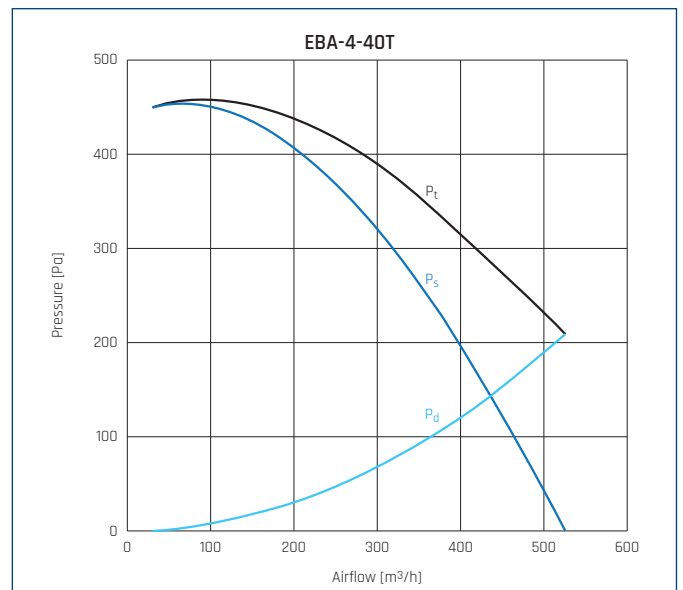
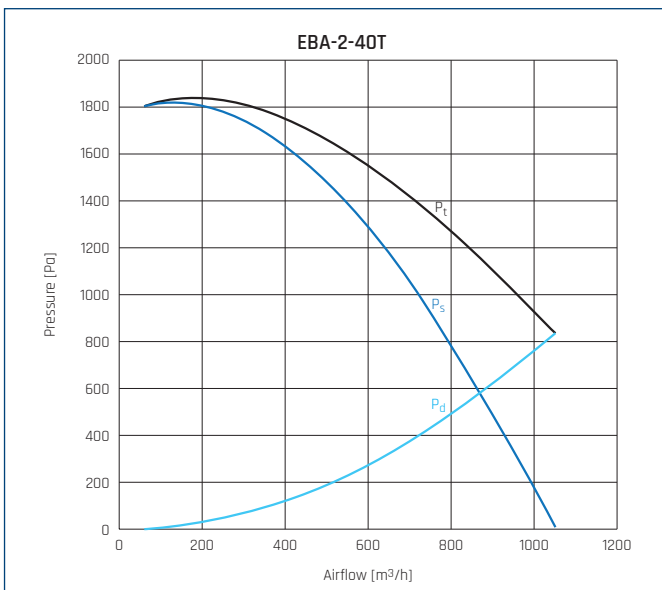
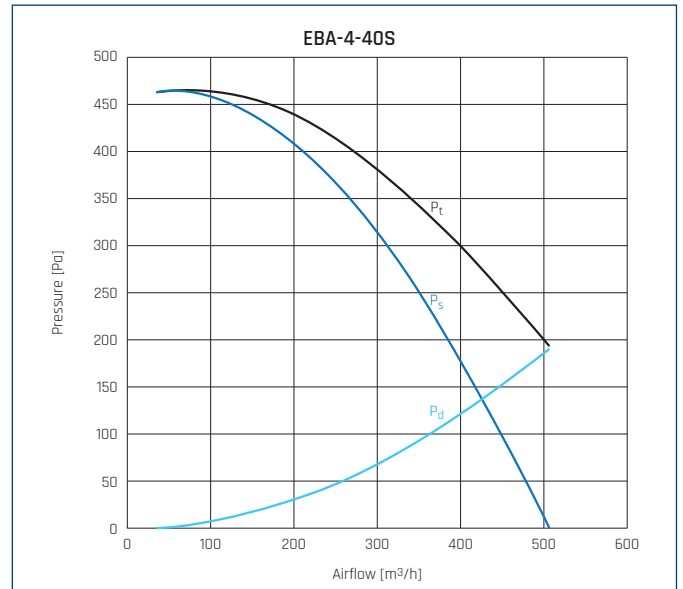
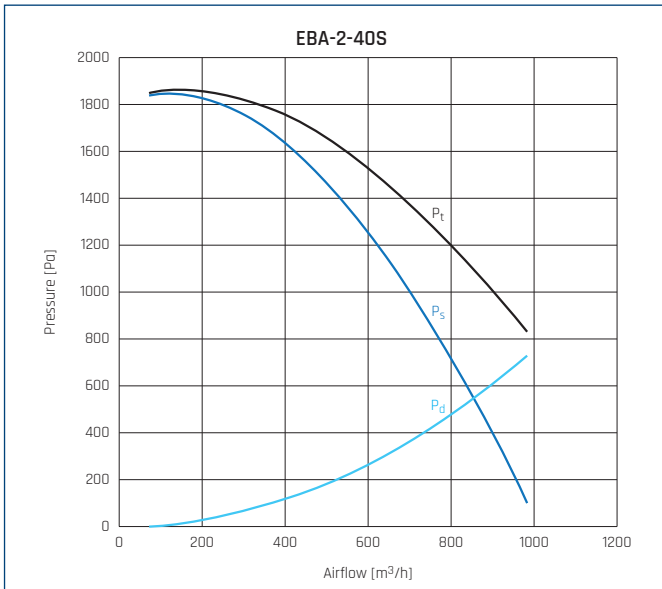
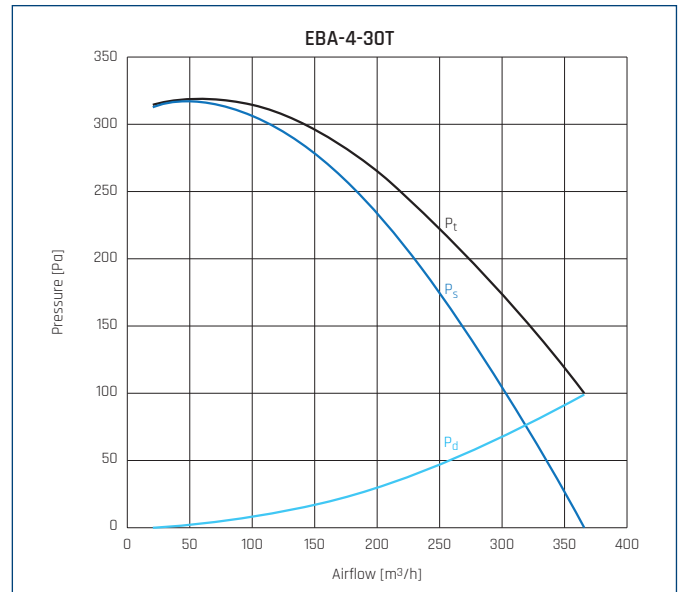
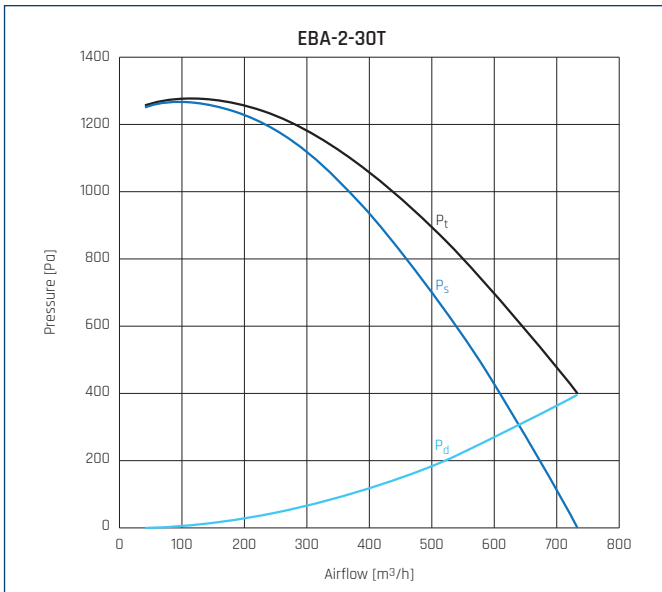
| Type | airflow max | pressure max | rated power | speed | maximum absorbed current | voltage | supply frequency | sound pressure level* | weight | article number |
|----------------|-------------|--------------|-------------|-----------|--------------------------|---------|------------------|-----------------------|--------|----------------|
| | [m³/h] | [Pa] | [kW] | [r.p.m.] | [A] | [V] | [Hz] | [dB(A)] | [kg] | |
| EBA-4-75T VFD | 555 | 625 | 0,3 | 1425 | 1,65 / 0,95 | 265/460 | 60 | 60 | 18 | 45519346 |
| EBA-2/4-75T | 1060/555 | 2500/625 | 0,5/0,14 | 2800/1410 | 1,9 / 0,45 | 400 | 50 | 75/60 | 19 | 45519335 |
| EBA-2-110S | 1040 | 2470 | 0,75 | 2860 | 4,55 | 230 | 50 | 78 | 22 | 45519425 |
| EBA-2-110T | 1140 | 2470 | 0,75 | 2710 | 3,10 / 1,80 | 230/400 | 50 | 78 | 21 | 45519405 |
| EBA-2-110T VFD | 1140 | 2470 | 0,75 | 2870 | 3,46 / 2,00 | 230/400 | 50 | 78 | 23 | 45519415 |
| EBA-2-110T VFD | 1140 | 2470 | 0,9 | 2870 | 3,46 / 2,00 | 265/460 | 60 | 78 | 23 | 45519445 |
| EBA-4-110S | 620 | 620 | 0,55 | 1440 | 3,7 | 230 | 50 | 63 | 23 | 45519426 |
| EBA-4-110T | 640 | 620 | 0,55 | 1360 | 2,60 / 1,50 | 230/400 | 50 | 63 | 20 | 45519406 |
| EBA-4-110T VFD | 640 | 620 | 0,55 | 1390 | 3,03 / 1,75 | 230/400 | 50 | 63 | 23 | 45519416 |
| EBA-4-110T VFD | 640 | 620 | 0,66 | 1390 | 3,03 / 1,75 | 265/460 | 60 | 63 | 23 | 45519446 |
| EBA-2/4-110T | 1140/640 | 2470/620 | 0,75/0,18 | 2800/1415 | 2,26 / 0,5 | 400 | 50 | 78/63 | 23 | 45519435 |
| EBA-2-220S | 2180 | 3055 | 1,5 | 2810 | 9,75 | 230 | 50 | 79 | 44 | 45519525 |
| EBA-2-220T | 2315 | 3230 | 1,5 | 2850 | 6,1 / 3,5 | 230/400 | 50 | 79 | 44 | 45519505 |
| EBA-2-220T VFD | 2315 | 3230 | 1,5 | 2870 | 6,40 / 3,70 | 230/400 | 50 | 79 | 44 | 45519515 |
| EBA-2-220T VFD | 2315 | 3230 | 1,8 | 2870 | 6,40 / 3,70 | 265/460 | 60 | 79 | 44 | 45519545 |
| EBA-4-220S | 1090 | 765 | 1,1 | 1440 | 7,6 | 230 | 50 | 64 | 45 | 45519526 |
| EBA-4-220T | 1160 | 810 | 1,1 | 1405 | 2,7 | 400 | 50 | 64 | 43 | 45519506 |
| EBA-4-220T VFD | 1160 | 810 | 1,1 | 1420 | 5,7 / 3,3 | 230/400 | 50 | 64 | 44 | 45519516 |
| EBA-4-220T VFD | 1160 | 810 | 1,3 | 1420 | 5,7 / 3,3 | 265/460 | 60 | 64 | 44 | 45519546 |
| EBA-2/4-220T | 2315/1160 | 3230/810 | 1,5/0,37 | 2820/1420 | 4,0 / 1,0 | 400 | 50 | 79/64 | 44 | 45519535 |
| EBA-2-300S | 1850 | 3240 | 1,5 | 2810 | 9,75 | 230 | 50 | 79 | 41 | 45519625 |
| EBA-2-300T | 1750 | 3380 | 1,5 | 2850 | 6,1 / 3,5 | 230/400 | 50 | 79 | 41 | 45519605 |
| EBA-2-300T VFD | 1750 | 3380 | 1,5 | 2870 | 6,40 / 3,70 | 230/400 | 50 | 79 | 41 | 45519615 |
| EBA-2-300T VFD | 1750 | 3380 | 1,8 | 2870 | 6,40 / 3,70 | 265/460 | 60 | 79 | 41 | 45519645 |
| EBA-4-300S | 925 | 810 | 1,1 | 1440 | 7,6 | 230 | 50 | 64 | 42 | 45519626 |
| EBA-4-300T | 1080 | 845 | 1,1 | 1405 | 2,7 | 400 | 50 | 64 | 40 | 45519606 |
| EBA-4-300T VFD | 1080 | 845 | 1,1 | 1420 | 5,7 / 3,3 | 230/400 | 50 | 64 | 41 | 45519616 |
| EBA-4-300T VFD | 1080 | 845 | 1,3 | 1420 | 5,7 / 3,3 | 265/460 | 60 | 64 | 41 | 45519646 |
| EBA-2/4-300T | 1750/1080 | 3380/845 | 1,5/0,37 | 2820/1420 | 4,0 / 1,0 | 400 | 50 | 79/64 | 41 | 45519635 |
| EBA-2-400T | 3590 | 3900 | 4 | 2875 | 7,5 | 400 | 50 | 84 | 66 | 45519705 |
| EBA-2-400T VFD | 3590 | 3900 | 4 | 2900 | 15,9 / 9,2 | 230/400 | 50 | 84 | 66 | 45519715 |
| EBA-2-400T VFD | 3590 | 3900 | 4,8 | 2900 | 15,9 / 9,2 | 265/460 | 60 | 84 | 66 | 45519745 |
| EBA-4-400S | 1740 | 965 | 2,2 | 1430 | 12,6 | 230 | 50 | 69 | 59 | 45519726 |
| EBA-4-400T | 1795 | 950 | 2,2 | 1425 | 9,0 / 5,2 | 230/400 | 50 | 69 | 59 | 45519706 |
| EBA-4-400T VFD | 1795 | 950 | 2,2 | 1420 | 9,0 / 5,2 | 230/400 | 50 | 69 | 54 | 45519716 |
| EBA-4-400T VFD | 1795 | 950 | 2,6 | 1420 | 9,0 / 5,2 | 265/460 | 60 | 69 | 54 | 45519746 |
| EBA-2/4-400T | 3590/1795 | 3900/950 | 4,4/1,1 | 2900/1425 | 9,5 / 2,4 | 400 | 50 | 84/69 | 71 | 45519735 |
| EBA-2-600T | 6040 | 6100 | 11 | 2920 | 20,1 | 400 | 50 | 90 | 163 | 45519805 |
| EBA-2-600T VFD | 6040 | 6100 | 11 | 2940 | 37,1 / 21,4 | 400/690 | 50 | 90 | 124 | 45519815 |
| EBA-2-600T VFD | 6040 | 6100 | 13,2 | 2940 | 37,1 / 21,4 | 460 | 60 | 90 | 124 | 45519845 |
| EBA-4-600T | 3020 | 1525 | 5,5 | 1455 | 11,1 | 400 | 50 | 75 | 125 | 45519806 |
| EBA-4-600T VFD | 3020 | 1525 | 5,5 | 1455 | 19,9 / 11,5 | 400/690 | 50 | 75 | 105 | 45519816 |
| EBA-4-600T VFD | 3020 | 1525 | 6,6 | 1455 | 19,9 / 11,5 | 460 | 60 | 75 | 105 | 45519846 |
| EBA-2/4-600T | 6040/3020 | 6100/1525 | 12/3 | 2930/1450 | 25,9 / 7,9 | 400 | 50 | 90 | 163 | 45519835 |

* sound pressure measured at a distance of 1,5m from the fan at q=2/3*Qmax.

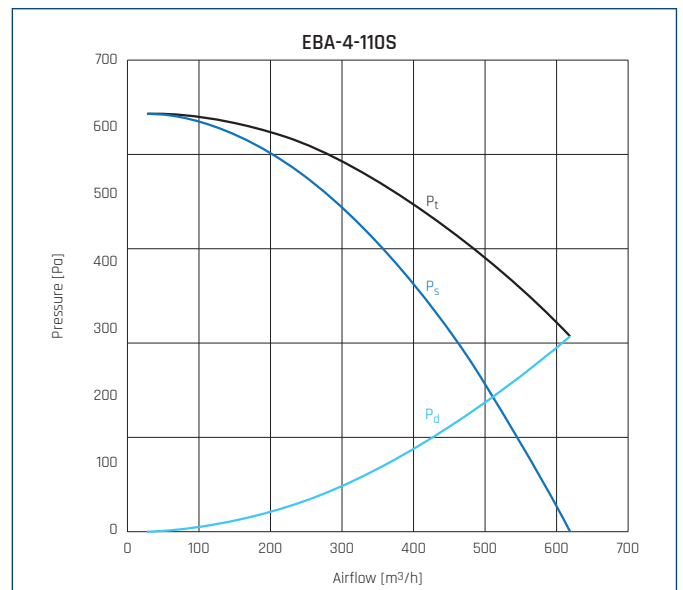
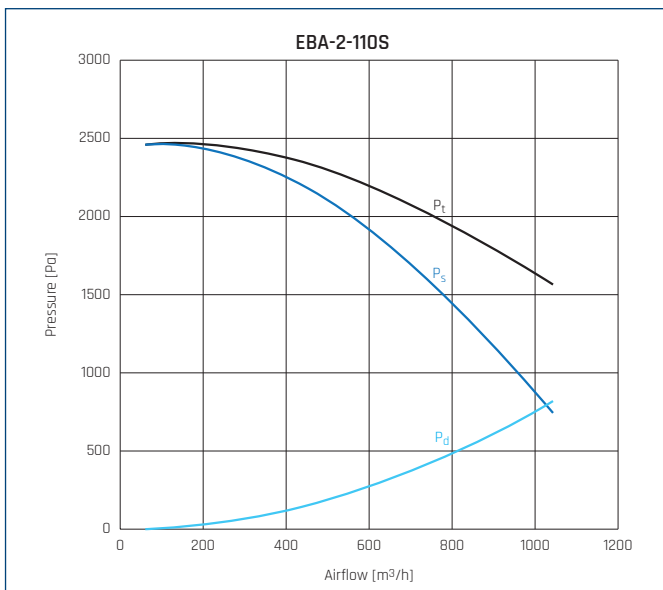
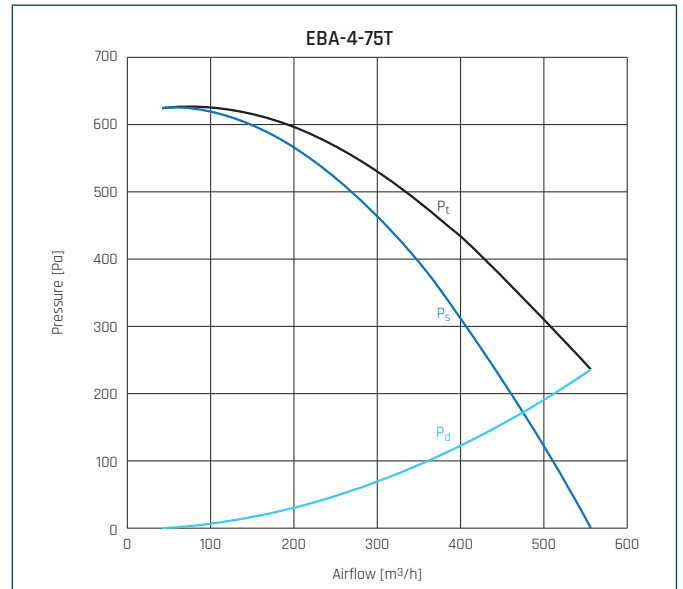
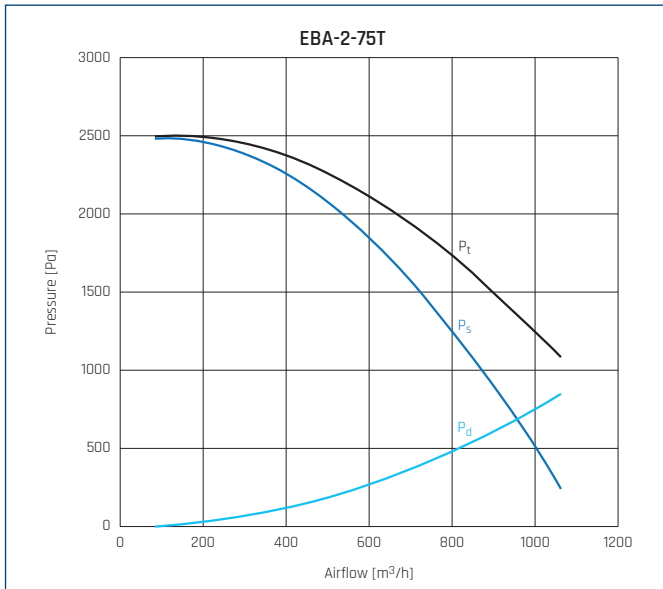
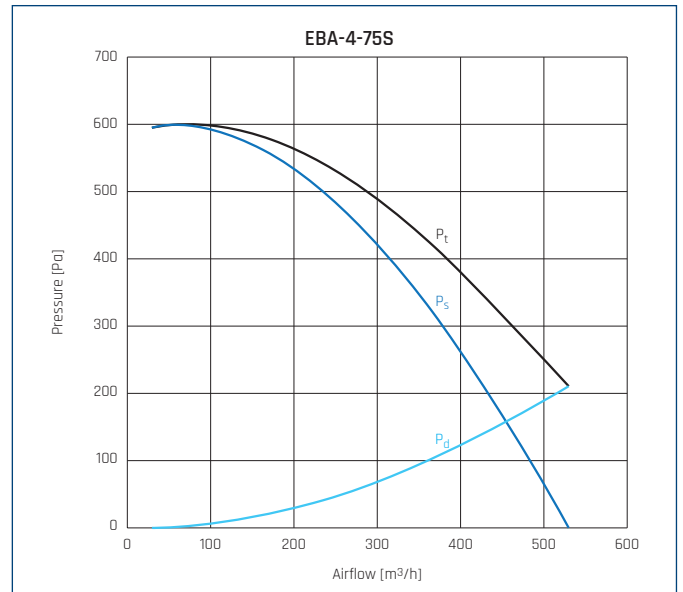
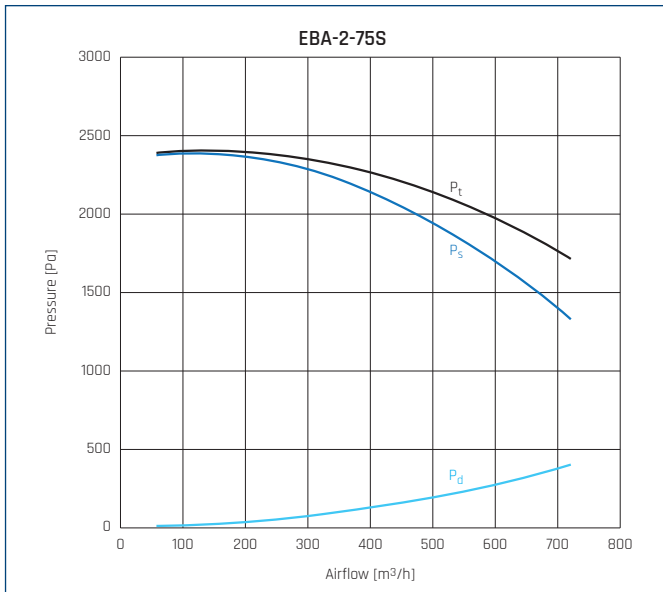
PERFORMANCE CURVES



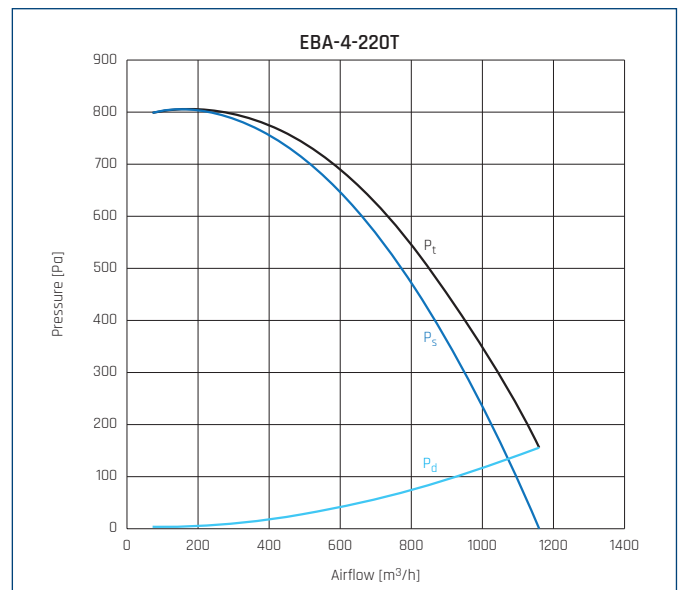
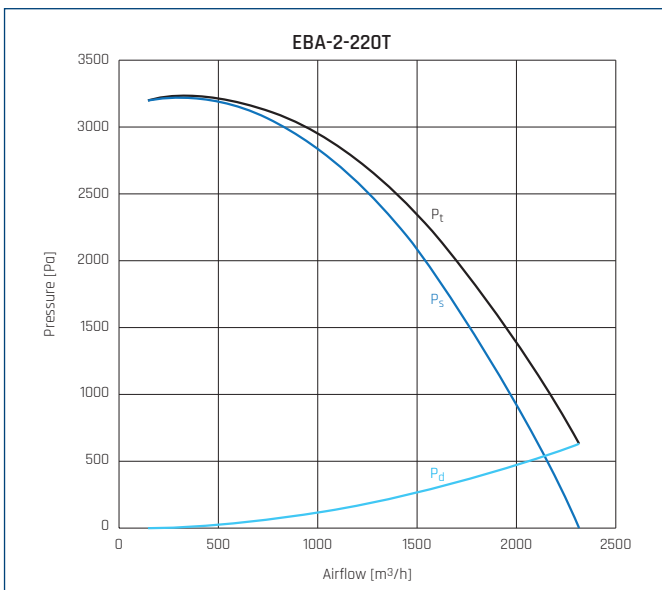
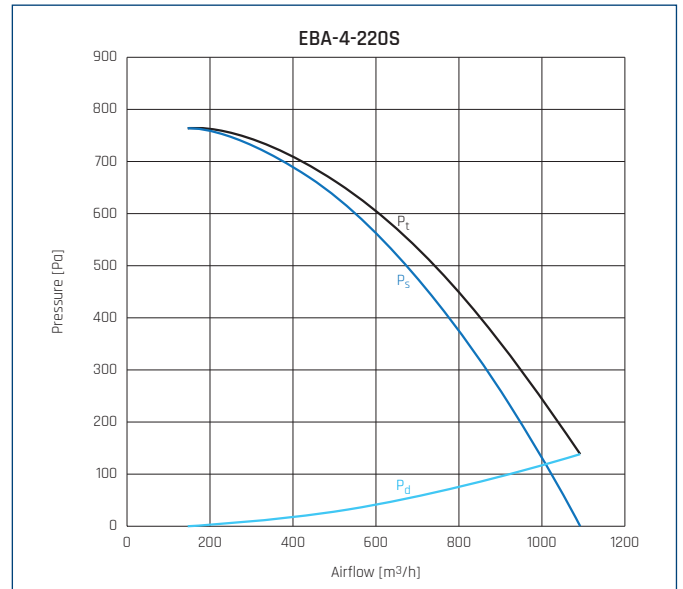
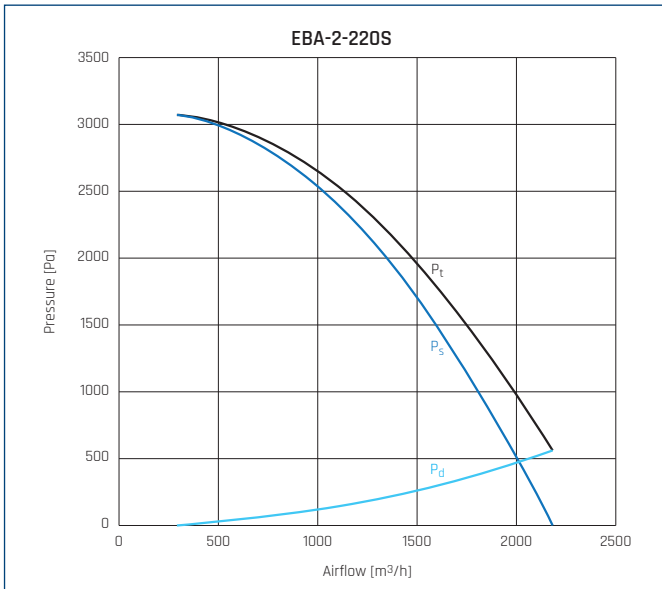
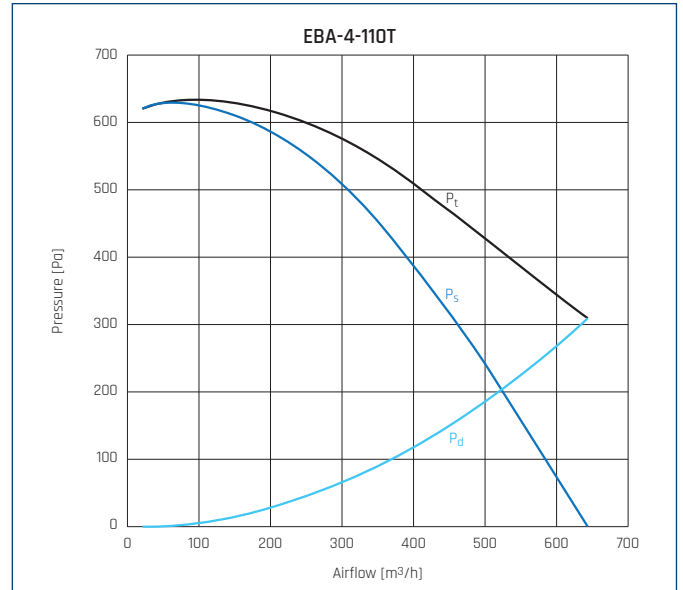
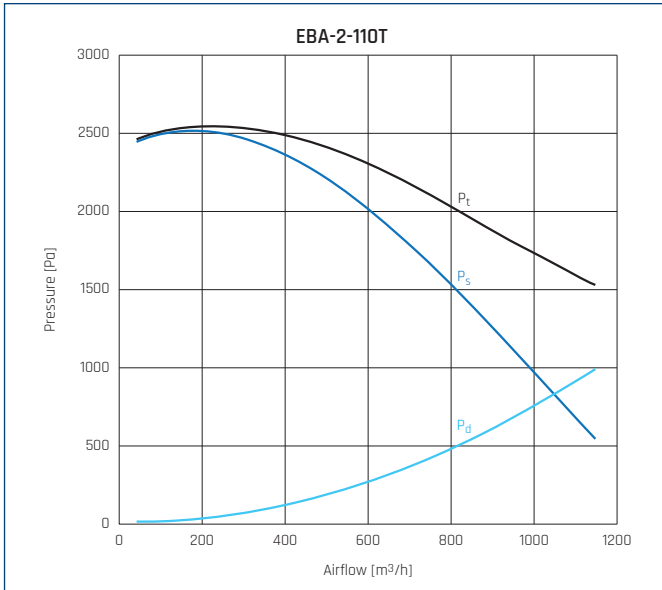
PERFORMANCE CURVES



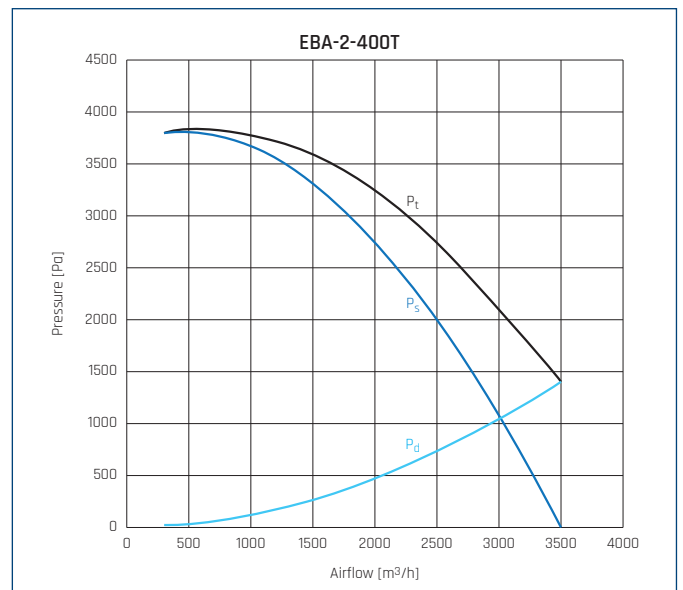
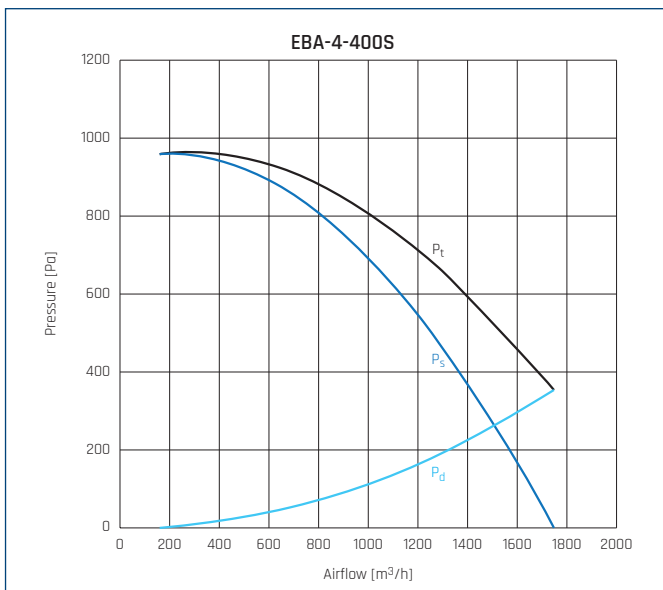
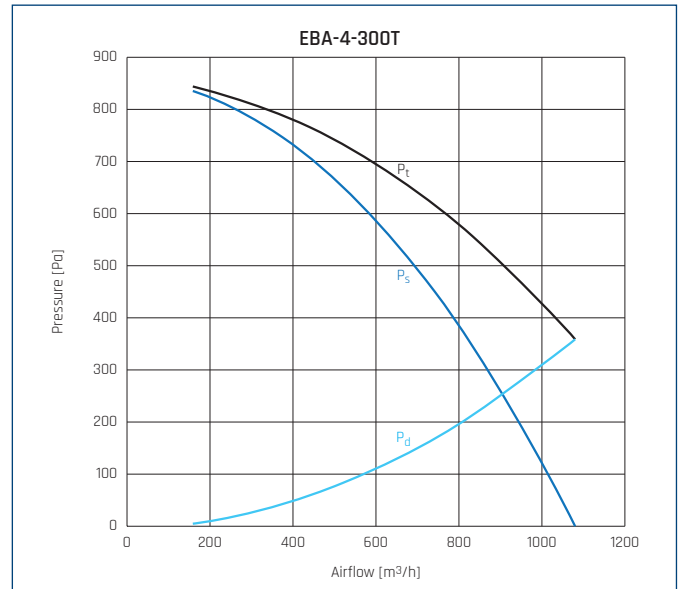
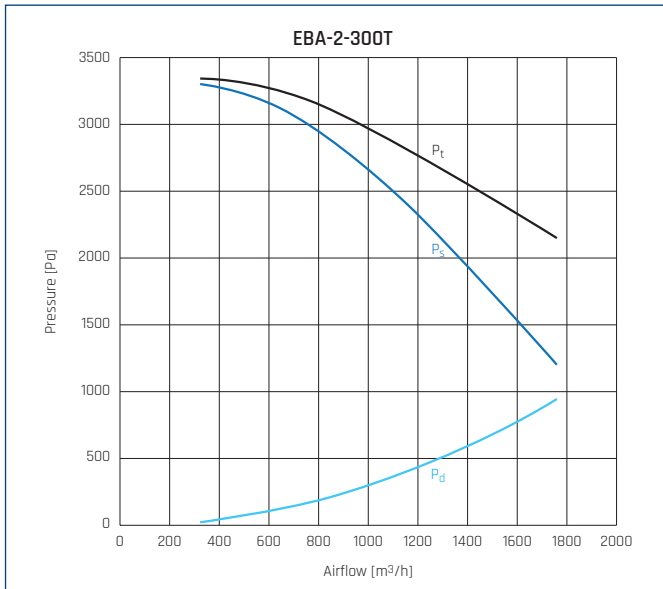
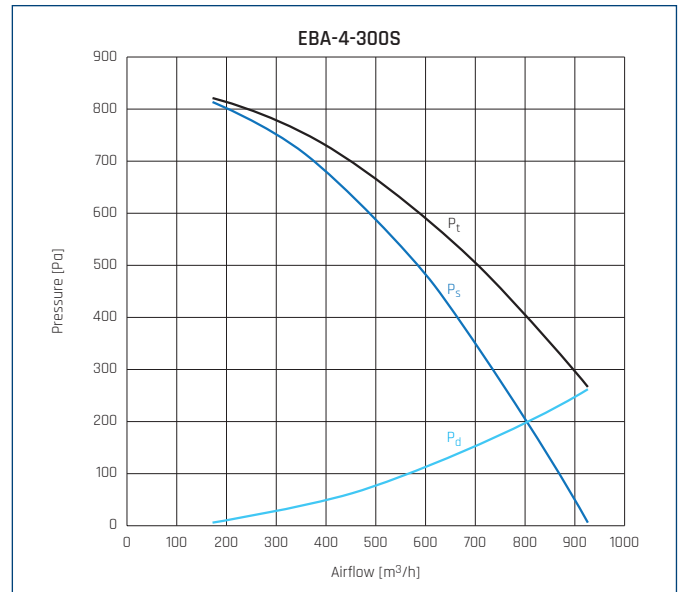
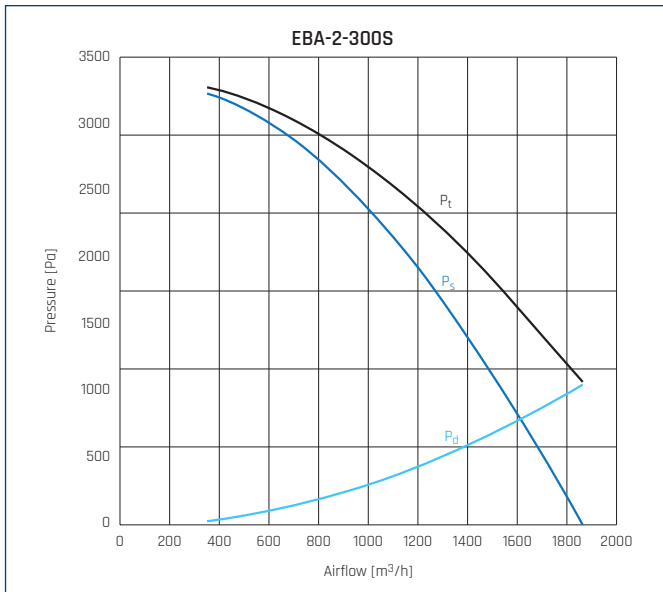
PERFORMANCE CURVES



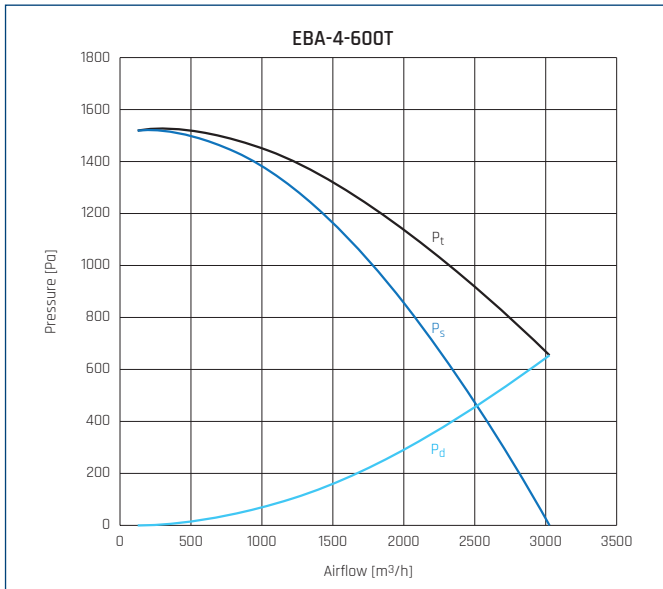
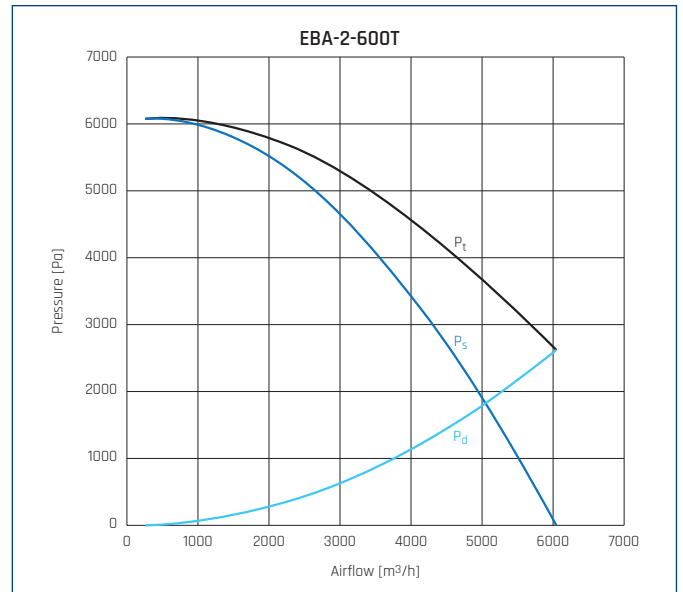
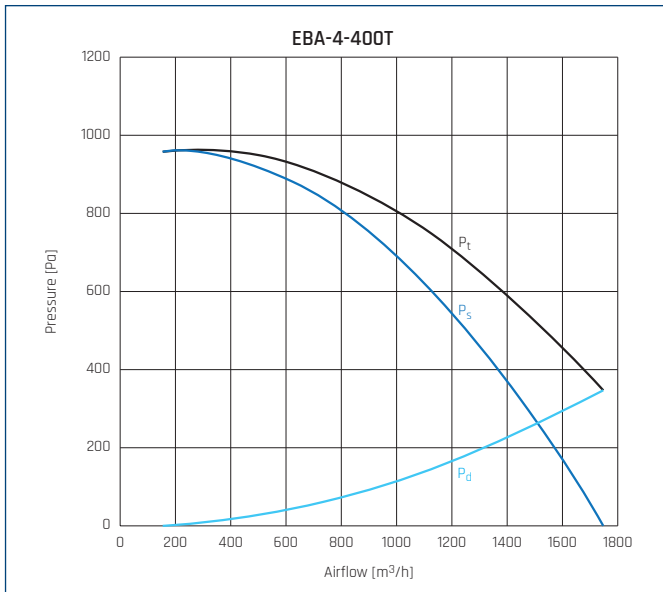
PERFORMANCE CURVES



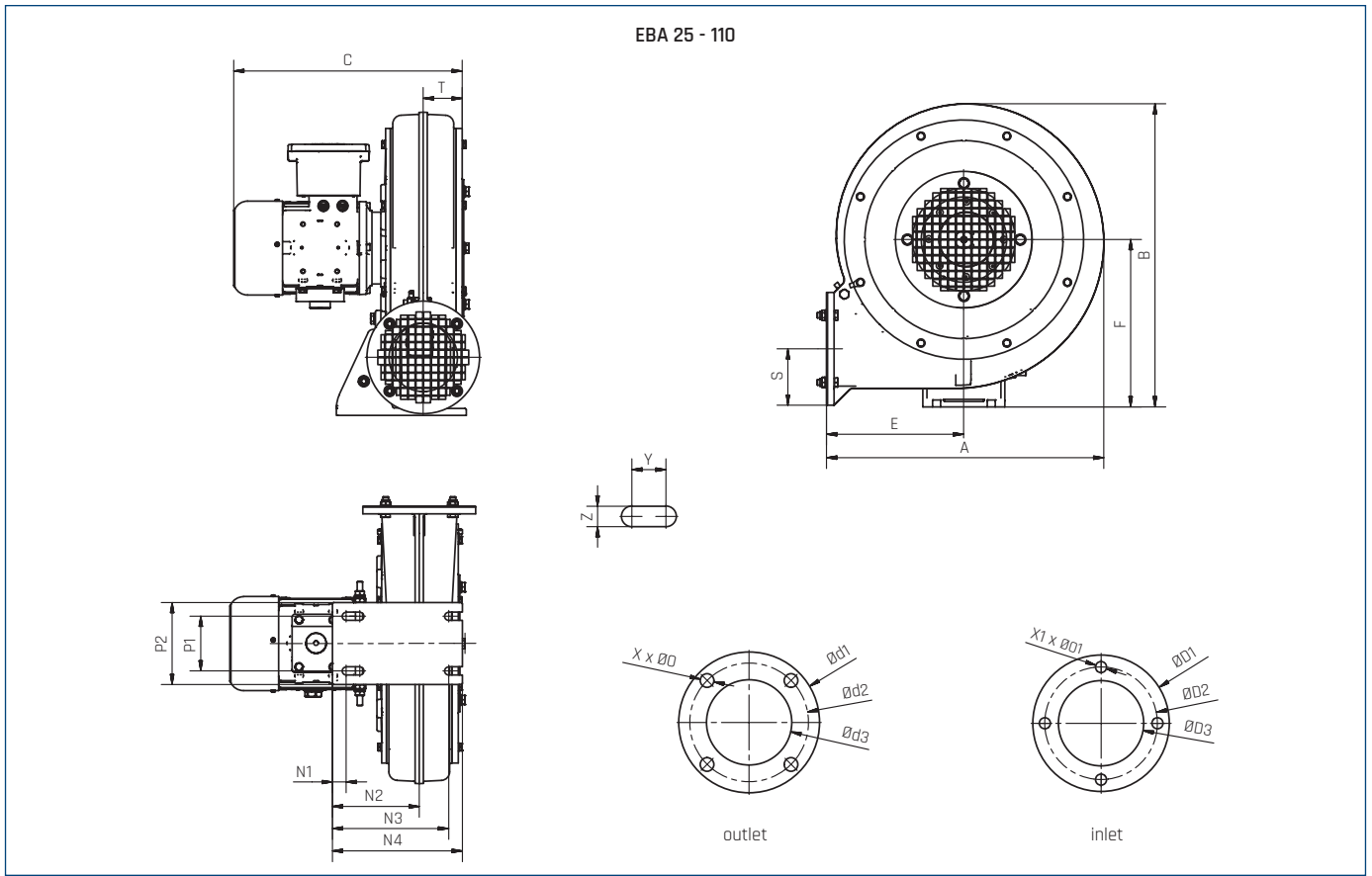
PERFORMANCE CURVES



PERFORMANCE CURVES



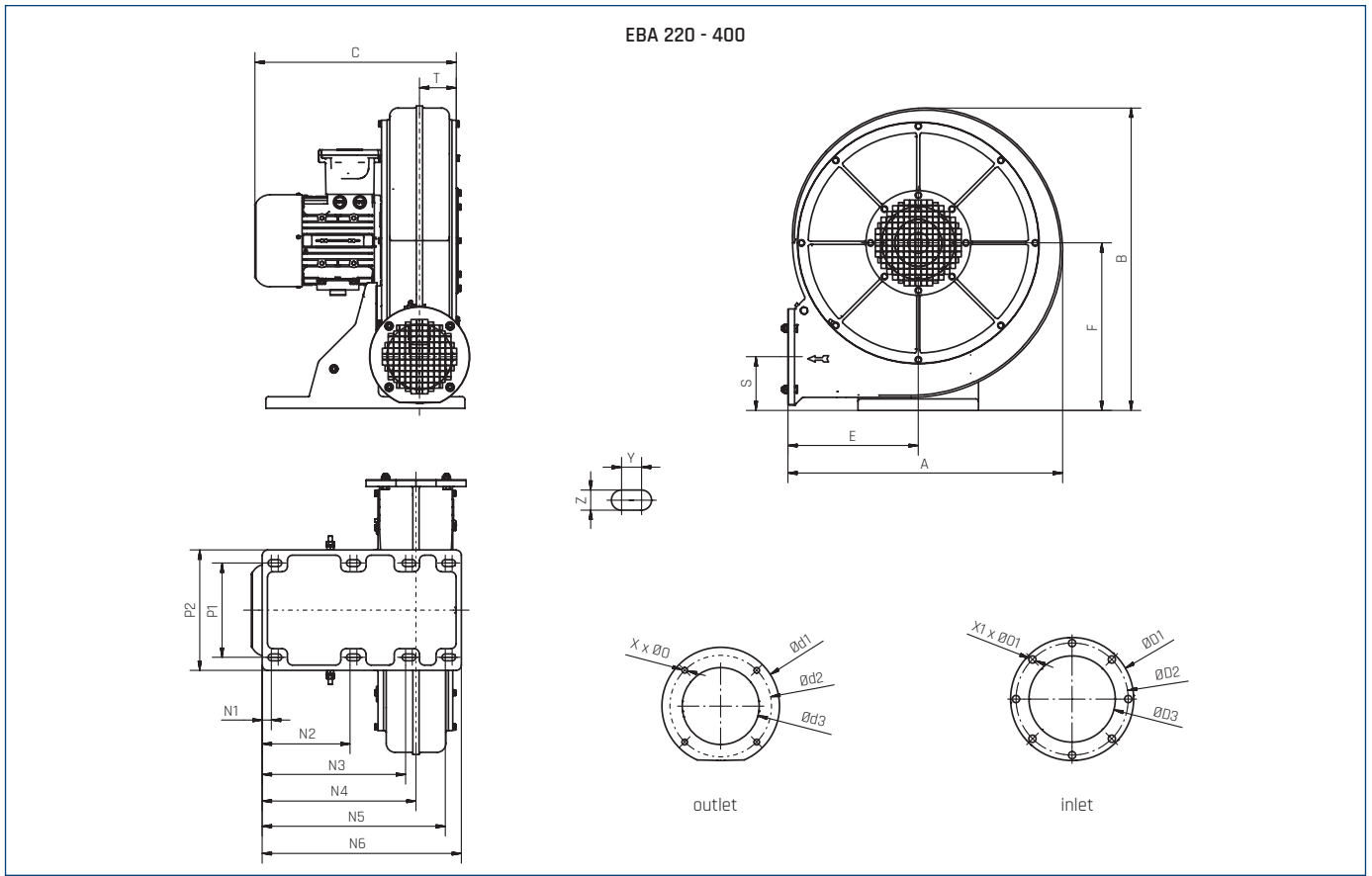
DIMENSIONS [mm]



| Type | A | B | C* | Ød1 | Ød2 | Ød3 | ØD1 | ØD2 | ØD3 | E | F | N1 | N2 | N3 | N4 | Ø0 | Ø1 | P1 | P2 | S | T | Z | X | X1 | Y |
|---------|-----|-----|-----|-----|-----|-----|-----|-----|-----|-----|-----|----|-----|-----|-----|----|----|-----|-----|----|----|----|---|----|----|
| EBA 25 | 362 | 374 | 282 | 115 | 95 | 65 | 165 | 139 | 107 | 181 | 208 | 20 | 116 | 170 | 190 | 10 | M8 | 80 | 120 | 93 | 41 | 12 | 4 | 4 | 20 |
| EBA 30 | 362 | 374 | 302 | 160 | 135 | 100 | 165 | 139 | 106 | 181 | 208 | 20 | 126 | 170 | 190 | 11 | M8 | 80 | 120 | 93 | 51 | 12 | 4 | 4 | 20 |
| EBA 40 | 406 | 444 | 334 | 165 | 139 | 100 | 200 | 165 | 125 | 201 | 245 | 20 | 127 | 170 | 190 | 9 | M8 | 80 | 120 | 83 | 57 | 12 | 4 | 4 | 20 |
| EBA 75 | 452 | 515 | 331 | 165 | 139 | 100 | 165 | 139 | 109 | 211 | 290 | 47 | 156 | 215 | 240 | 9 | M8 | 140 | 200 | 91 | 56 | 13 | 4 | 4 | 17 |
| EBA 110 | 452 | 515 | 362 | 165 | 139 | 100 | 200 | 182 | 138 | 211 | 290 | 47 | 156 | 215 | 240 | 9 | M8 | 140 | 200 | 91 | 56 | 13 | 4 | 4 | 17 |

* dimension C depends on the motor used

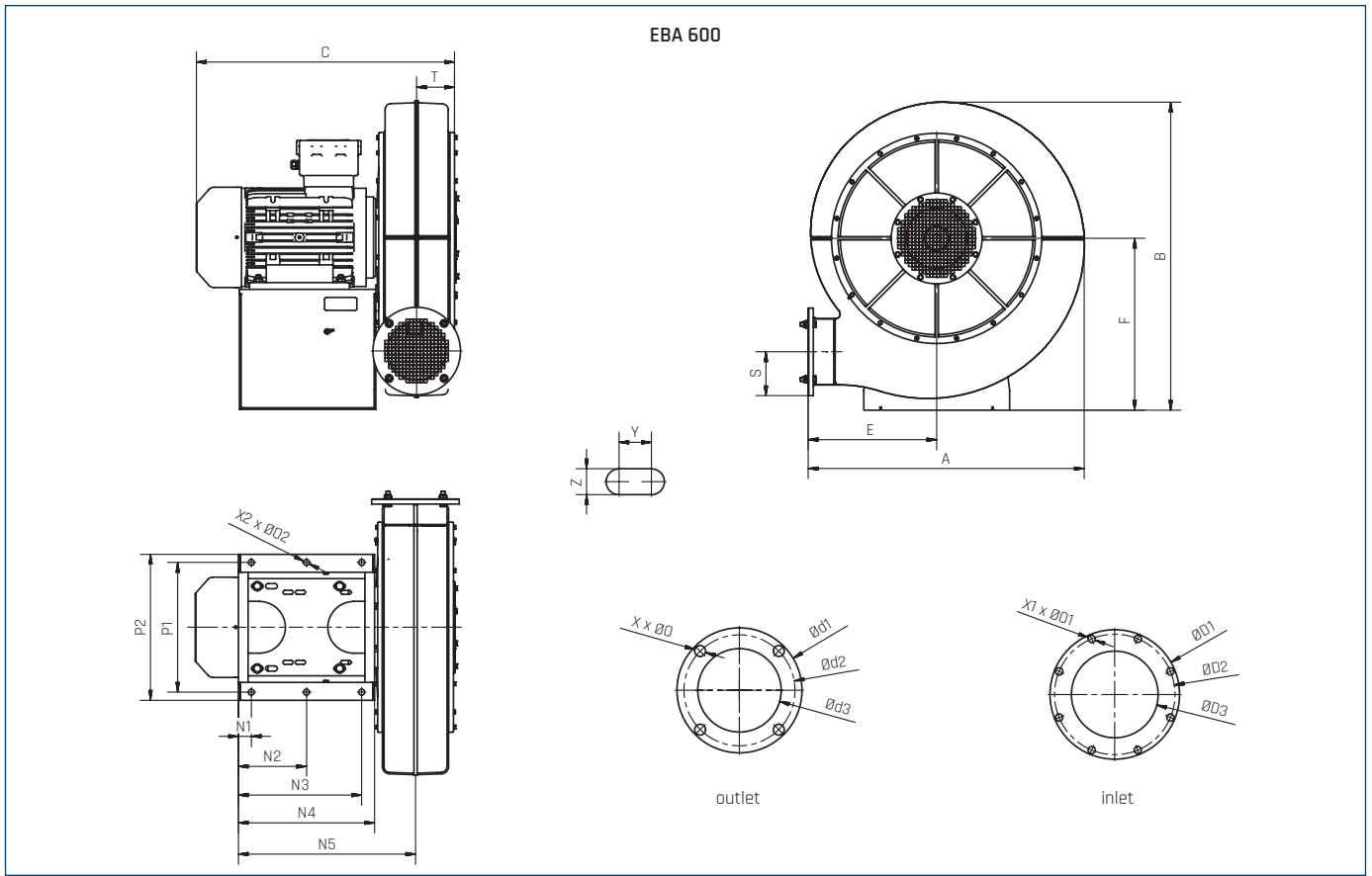
DIMENSIONS [mm]



| Type | A | B | C* | Ød1 | Ød2 | Ød3 | Ø01 | Ø02 | Ø03 | E | F | N1 | N2 | N3 | N4 | N5 | N6 | Ø0 | Ø1 | P1 | P2 | S | T | Z | X | X1 | Y |
|---------|-----|-----|-----|-----|-----|-----|-----|-----|-----|-----|-----|----|-----|-----|-----|-----|-----|----|----|-----|-----|-----|----|----|---|----|----|
| EBA 220 | 571 | 648 | 410 | 230 | 200 | 160 | 200 | 182 | 138 | 271 | 368 | 18 | 168 | 274 | 294 | 350 | 380 | 9 | M8 | 180 | 230 | 135 | 83 | 13 | 4 | 4 | 13 |
| EBA 300 | 524 | 577 | 384 | 191 | 165 | 125 | 200 | 182 | 140 | 249 | 320 | 18 | 168 | 274 | 294 | 350 | 380 | 9 | M6 | 180 | 230 | 103 | 70 | 13 | 4 | 8 | 13 |
| EBA 400 | 631 | 705 | 456 | 234 | 200 | 160 | 234 | 200 | 160 | 296 | 400 | 18 | 168 | 274 | 294 | 302 | 380 | 11 | M6 | 180 | 230 | 117 | 85 | 13 | 8 | 8 | 13 |

* dimension C depends on the motor used

DIMENSIONS [mm]



| Type | A | B | C* | Ød1 | Ød2 | Ød3 | Ø01 | Ø02 | Ø03 | E | F | N1 | N2 | N3 | N4 | N5 | Ø0 | 01 | P1 | P2 | S | T | X | X1 | X2 |
|---------------|-----|-----|-----|-----|-----|-----|-----|-----|-----|-----|-----|----|-----|-----|-----|-----|----|----|-----|-----|-----|-----|---|----|----|
| EBA 600 5,5kW | 851 | 922 | 611 | 270 | 240 | 180 | 280 | 260 | 187 | 396 | 502 | 40 | 210 | 380 | 420 | 546 | 13 | M8 | 400 | 450 | 135 | 117 | 4 | 8 | 6 |
| EBA 600 11kW | 851 | 950 | 796 | 270 | 240 | 180 | 280 | 260 | 187 | 396 | 530 | 40 | 210 | 380 | 420 | 546 | 13 | M8 | 400 | 450 | 135 | 117 | 4 | 8 | 6 |

* dimension C depends on the motor used

ASSEMBLY ACCESSORIES



| 1 | Outlet | | | Inlet | | |
|---------|-------------------|----------------|--------------------------|--------------------|----------------|--------------------------|
| | 2 | 3 | 4 | 5 | 6 | 7 |
| Fan | Outlet connection | Welding flange | Anti-vibration connector | Suction connection | Welding flange | Anti-vibration connector |
| EBA 25 | 45510450 | 45515450 | 42519935-01 | 45510440-04 | 45515460 | 42519930-02 |
| EBA 30 | 45510470 | 45516578 | 42519936-01 | 45510440-04 | 45515460 | 42519930-02 |
| EBA 40 | 46515040-01 | 45515500 | 42519937-03 | 46515053 | 45515440 | 42519930-03 |
| EBA 75 | 46515040-01 | 45515500 | 42519937-03 | 46515040 | 45515460 | 42519930-02 |
| EBA 110 | 46515040-01 | 45515500 | 42519937-03 | 46515050 | 45515510 | 42519931-01 |
| EBA 220 | 46515065-01 | 45516587 | 42519939-01 | 46515050 | 45515510 | 42519931-01 |
| EBA 300 | 46515060-10 | 45516580 | 42519940-02 | 46515050 | 45515510 | 42519932-02 |
| EBA 400 | 46515065-01 | 45516587 | 42519941-03 | 46515052 | 45516588 | 42519933-02 |
| EBA 600 | 46515065-13 | 45516585 | 425199438-01 | 46515051 | 45516586 | 42519934-01 |

